This document was created using best practices in document accessibility. Should you need assistance reading or understanding this document, call 902-543-8181 or email info@modl.ca.

Municipal Council Meeting Agenda

Tuesday, September 27, 2022 – 9:00 a.m.
MODL Council Chambers – 10 Allée Champlain Drive, Cookville
Via Video/Audio Conferencing

1. Call to Order

1.1 Mi'kma'ki Territorial Acknowledgement

2. Announcements, Acknowledgements, Recognition

2.1 Introduction of Lesley McFarlane, Chief Operating Officer, MJSB, and Lisa Bozek, Director of IT, MJSB

3. Public Input (15 Minutes)

4. Approval of Agenda (as circulated)

5. Approval of Minutes – Council of September 13, 2022 & Special Council of September 16, 2022

6. Business Arising from Minutes

7. Awarding of Tenders/RFPs - Nil

8. Presentations/Scheduled Times

8.1 Riverport & District Community Park Association
Natalie O'Mara, Chair, & Nathan Bald, Secretary..... 9:15 a.m. 1-10

9. Consideration of Correspondence - Nil

10. Recommendations from Committees & Boards

10.1 **Audit Committee** 11

10.1.1 Approval of Financial Statements – Year Ended March 31, 2022 12-72

10.2 **Policy & Strategy Committee** 73

10.2.1 Approval of MODL Policy 095 Asset Retirement Obligations..... 74-81

11. Staff Reports

11.1 Planning Department

11.1.1 Senior Wheels Vehicle Funding 82-85

11.2 Recreation Department

11.2.1 Sponsorship Ad – Annual O'Regan's Subaru Riverport Duathlon 86-87
11.2.2 Designated Community Fund – Friends of Cherry Hill Old Community Cemetery 88
11.2.3 Funding Request – Para Hockey Cup 89-97

12. Mayor's/Deputy Mayor's/Councillors' Matters

12.1 LCLC Update
12.2 Deputy Mayor's Update
12.3 Mayor's Update

13. Added Items

14. In Camera

14.1 Land Negotiations re PID 60716883 under Section 22(2)(a) of the MGA
14.2 Contract Negotiations under Section 22(2)(e) of the MGA

15. Adjournment

Riverport & District Community Park Association

Presentation to Municipality of the District of Lunenburg Council (MODL)

September 27, 2022

Riverport & District Community Park Association (RDCPA)

Several board members pictured last October at the Firehall drop-in

Board Members:

Natalie O'Mara (President)

John Cook (Vice President)

Nate Bald (Secretary)

Greg Amos (Treasurer)

Sid Strowbridge

Dianne MacCauley

Craig Cook

Nicole Nickerson

Victor Nickerson

Theresa Marcy

Riverport District Consolidated Elementary School: open 1967 to 2011, demolished fall of 2020

RDCPA Timeline

- Fall 2020 - school demolished, community concern expressed regarding losing public space
- November 2020 - Community residents and organizations (Riverport Community Centre & Riverport Fire Dept) asked for time to create a plan, granted by MODL Council March 2021
- July 2021 - Riverport and District Community Park Association (RDCPA) formed, registered Dec. 2021.
- October 2021 - Hosted a community drop-in at the Riverport Fire Department

RDCPA Timeline (continued)

- March 2022 - Launched a community survey with the support of MODL, created a Facebook group
- June 2022 - Request for Proposal (RFP) issued to develop concept plan
- July 2022
  - Survey results presented to the community
  - RFP completed, Landscape Architect selected for concept plan
  - Application submitted to NS Active Communities Fund for concept design costs

Community Consultation

- **October 2021**

Drop-in at the Firehall helped us understand what the community wanted for the school grounds

- **March 2022**

Approximately 600 surveys sent out
281 completed surveys returned

<u>An incredible 47% response rate!</u>

Ranked preferences for “must have” and “nice to have” park features

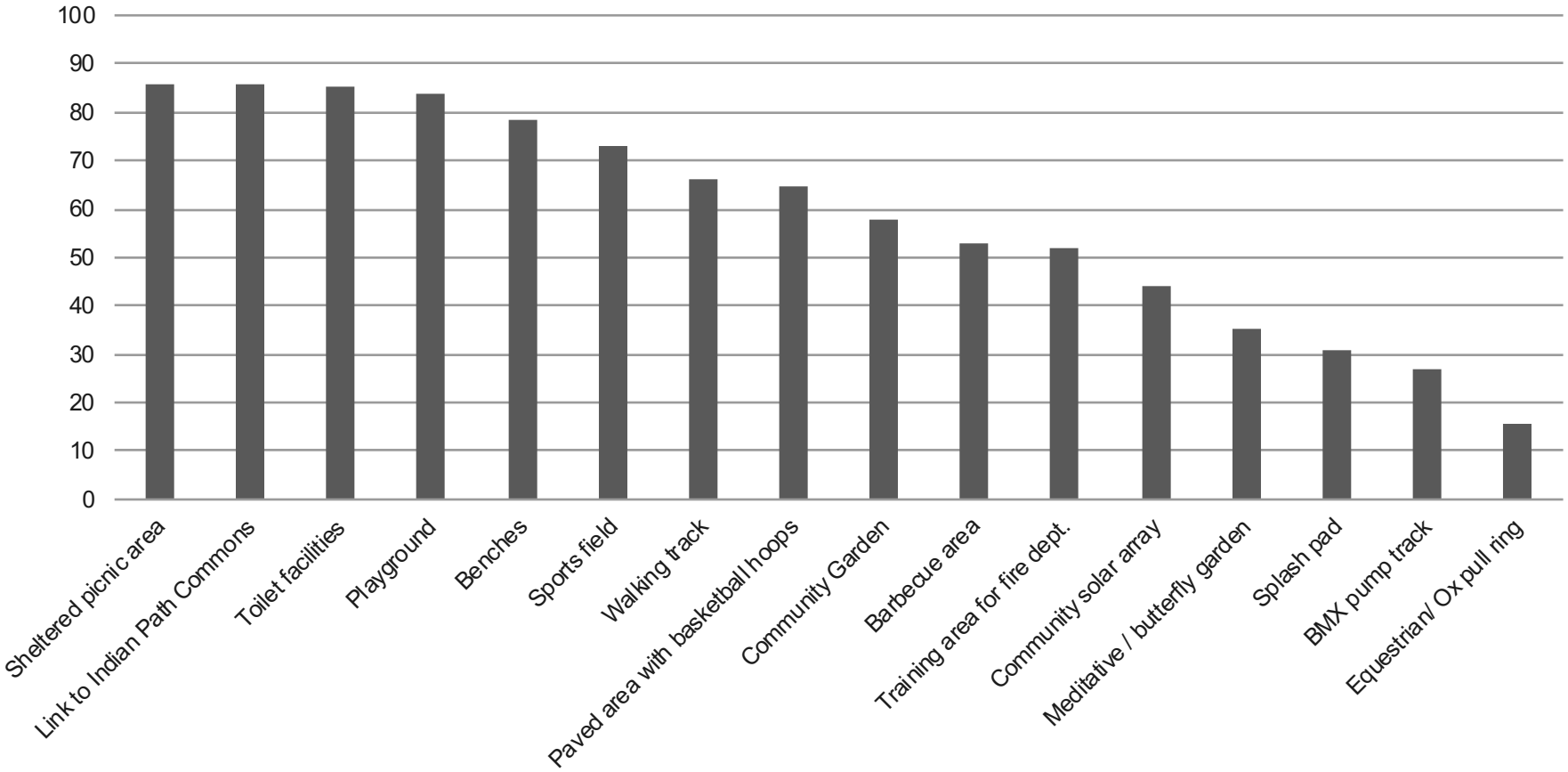

What the Community wants: A park for all ages!

Top Community Picks

1. Sheltered picnic area
2. Link to Indian Path Commons
3. Toilet facilities
4. Playground
5. Benches

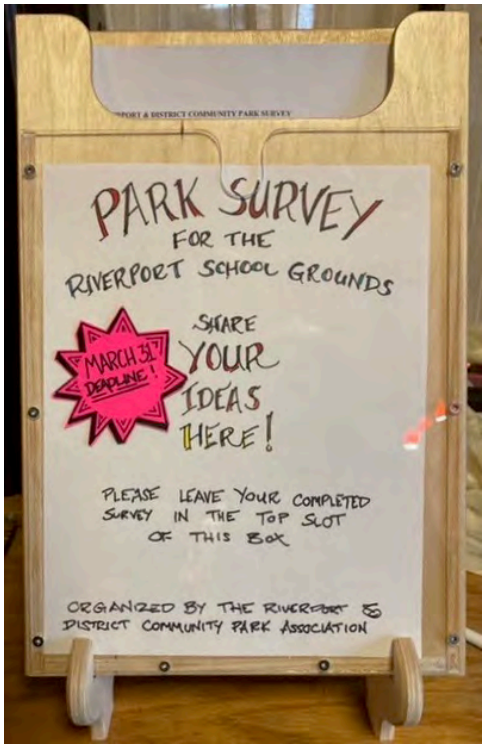

Partners

- Community individuals: Offers of volunteer work, work in kind, and financial contributions
- Organizations: Lions Club, Riverport Community Centre, Riverport Fire Department
- Provincial Government: Guidance, RDCPA awarded $5000 via NS Active Communities Fund for Concept Plan
- MODL: Ongoing communication and support from various departments

Next Steps

RDCPA asks:

1. MODL Council to make a **commitment** via a motion, that the land be kept for the community as per community feedback
2. MODL Council **provide funding** for design work and for RDCPA operational costs (e.g. bank account)
3. MODL provide **long-term support** to develop a park on the former school grounds

Council
Item: #10.1
Date: September 27, 2022
Authorization: T. MacEwan

Municipality of the District of Lunenburg
10 Allée Champlain Drive, Cookville, Nova Scotia, Canada, B4V 9E4
Phone: 902.543.8181 Fax: 902.543.7123 Web Site: www.modl.ca

September 20, 2022

To Her Worship, Mayor Bolivar-Getson, and Councillors
of the Municipality of the District of Lunenburg

Dear Mayor and Councillors:

The Audit Committee, in session on Tuesday, September 20, 2022, made the following recommendations to Council:

1. That Municipal Council accept the Municipality of the District of Lunenburg's Financial Statements for the year ended March 31, 2022.

Respectfully submitted,

Chairperson and Members
Policy & Strategy Committee

/jp

Council
Item: #10.1.1
Date: September 27, 2022
Authorization: T. MacEwan

MUNICIPALITY OF THE DISTRICT OF LUNENBURG

FINANCIAL STATEMENTS

MARCH 31, 2022

DRAFT

10 Allée Champlain Drive
Cookville, NS
B4V 9E4

Contents **Section**

Consolidated Financial Statements	A
Trust Funds Financial Statements	B

DRAFT

MUNICIPALITY OF THE DISTRICT OF LUNENBURG

CONSOLIDATED FINANCIAL STATEMENTS

MARCH 31, 2022

DRAFT

10 Allée Champlain Drive
Cookville, NS
B4V 9E4

Contents

Management Responsibilities for Consolidated Financial Statements A-1a

Independent Auditor's Report A-1b, 1c

Consolidated Statement of Financial Position..... A-2

Consolidated Statement of Operations..... A-3

Consolidated Statement of Cash Flows..... A-4

Consolidated Statement of Changes in Net Financial Assets A-5

Notes to Consolidated Financial Statements ..... A-6 – A-39

Supplementary Schedules..... A-40 – A-46

DRAFT

MUNICIPALITY OF THE DISTRICT OF LUNENBURG
Consolidated Financial Statements
Year ended March 31, 2022

Management's Responsibility for the Consolidated Financial Statements

The accompanying consolidated financial statements of the Municipality of the District of Lunenburg (the "Municipality") are the responsibility of the Municipality's management and have been prepared in compliance with legislation, and in accordance with the Canadian Public Sector Accounting Standards established by the Public Sector Accounting Board of CPA Canada. A summary of the significant accounting policies is described in note 1 to the consolidated financial statements. The preparation of financial statements necessarily involves the use of estimates based on management's judgment, particularly when transactions affecting the current accounting period cannot be finalized with certainty until future periods.

The Municipality's management maintains a system of internal controls designed to provide reasonable assurance that assets are safeguarded, transactions are properly authorized and recorded in compliance with legislative and regulatory requirements, and reliable financial information is available on a timely basis for preparation of the consolidated financial statements. These systems are monitored and evaluated by management.

The audit committee meets with management and the external auditors to review the consolidated financial statements and discuss any significant financial reporting or internal control matters prior to their approval of the consolidated financial statements.

The consolidated financial statements have been audited by Belliveau Veinotte Inc, independent external auditors appointed by the Municipality. The accompanying Independent Auditor's Report outlines their responsibilities, the scope of their examination and their opinion on the Municipality's consolidated financial statements.

DRAFT

Tom MacEwan
Chief Administrative Officer

Elana Wentzell, CPA, CMA
Director of Finance

September xx, 2022

Belliveau Veinotte Inc.
CHARTERED PROFESSIONAL ACCOUNTANTS
Member of The AC Group of Independent Accounting Firms

11 Dominion St
Bridgewater NS B4V 2J6
Canada

Tel: 902-543-4278
Fax: 902-543-1818
bridgewater@bvca.ca

www.bvca.ca

INDEPENDENT AUDITOR'S REPORT

To the Council of the Municipality of the District of Lunenburg

Opinion

We have audited the accompanying consolidated financial statements of the Municipality of the District of Lunenburg (the "Municipality"), which comprise the consolidated statement of financial position as at March 31, 2022 and the consolidated statement of financial activities, changes in financial position and changes in net financial assets (liabilities) for the year then ended, and the related notes, which comprise a summary of significant accounting policies and other explanatory information.

In our opinion, these consolidated financial statements present fairly, in all material respects, the financial position of the Municipality of the District of Lunenburg as at March 31, 2022, and the results of its operations and the changes in its financial position for the year then ended in accordance with Canadian Public Sector Accounting Standards.

Basis for Opinion

We conducted our audit in accordance with Canadian generally accepted auditing standards. Our responsibilities under those standards are further described in the Auditor's Responsibilities for the Audit of the Consolidated Financial Statements section of our report. We are independent of the Municipality in accordance with ethical requirements that are relevant to our audit of the financial statements in Canada, and we have fulfilled our other ethical responsibilities in accordance with these requirements. We believe that the audit evidence we have obtained is sufficient and appropriate to provide a basis for our opinion

Responsibilities of Management and Those Charged with Governance for the Consolidated Financial Statements

Management is responsible for the preparation and fair presentation of these consolidated financial statements in accordance with Canadian Public Sector Accounting Standards, and for such internal control as management determines is necessary to enable the preparation of consolidated financial statements that are free from material misstatement, whether due to fraud or error.

In preparing the consolidated financial statements, management is responsible for assessing the Municipality's ability to continue as a going concern, disclosing, as applicable, matters relating to going concern and using the going concern basis of accounting unless management either intends to liquidate the Municipality or to cease operations, or has no realistic alternative but to do so.

Those charged with governance are responsible for overseeing the Municipality's financial reporting process.

Halifax Chester Bridgewater Liverpool Shelburne Barrington Passage

Auditor's Responsibility for the Audit of the Consolidated Financial Statements

Our objectives are to obtain reasonable assurance about whether the financial statements as a whole are free from material misstatement, whether due to fraud or error, and to issue an auditor's report that includes our opinion. Reasonable assurance is a high level of assurance but is not a guarantee that an audit conducted in accordance with Canadian generally accepted auditing standards will always detect a material misstatement when it exists. Misstatements can arise from fraud or error and are considered material if, individually or in the aggregate, they could reasonably be expected to influence the economic decisions of users taken on the basis of these financial statements. As part of an audit in accordance with Canadian generally accepted auditing standards, we exercise professional judgment and maintain professional skepticism throughout the audit. We also:

- Identify and assess the risks of material misstatement of the financial statements, whether due to fraud or error, design and perform audit procedures responsive to those risks, and obtain audit evidence that is sufficient and appropriate to provide a basis for our opinion. The risk of not detecting a material misstatement resulting from fraud is higher than for one resulting from error, as fraud may involve collusion, forgery, intentional omissions, misrepresentations, or the override of internal control.

- Obtain an understanding of internal control relevant to the audit in order to design audit procedures that are appropriate in the circumstances, but not for the purpose of expressing an opinion on the effectiveness of the Municipality's internal control.

- Evaluate the appropriateness of accounting policies used and the reasonableness of accounting estimates and related disclosures made by management.

- Conclude on the appropriateness of management's use of the going concern basis of accounting and, based on the audit evidence obtained, whether a material uncertainty exists related to events or conditions that may cast significant doubt on the Municipality's ability to continue as a going concern. If we conclude that a material uncertainty exists, we are required to draw attention in our auditor's report to the related disclosures in the financial statements or, if such disclosures are inadequate, to modify our opinion. Our conclusions are based on the audit evidence obtained up to the date of our auditor's report. However, future events or conditions may cause the Municipality to cease to continue as a going concern.

- Evaluate the overall presentation, structure and content of the financial statements, including the disclosures, and whether the financial statements represent the underlying transactions and events in a manner that achieves fair presentation.

We communicate with those charged with governance regarding, among other matters, the planned scope and timing of the audit and significant audit findings, including any significant deficiencies in internal control that we identify during our audit.

Belliveau Veinotte Inc.

Bridgewater, Nova Scotia
September 20, 2022

REGISTERED MUNICIPAL AUDITORS
CHARTERED PROFESSIONAL ACCOUNTANTS

Municipality of the District of Lunenburg **A – 2**
Consolidated Statement of Financial Position
As at March 31, 2022

		2022 Actual		2021 Actual
Financial Assets				
Cash and cash equivalents (note 4)	**$**	**30,420,310**	$	26,389,938
Taxes receivable (net of asset valuation allowances) (note 5)		**1,375,176**		1,352,491
Other receivables (net of asset valuation allowances) (note 6)		**2,616,811**		3,014,743
Investment in Municipal Joint Service Board (note 16)		**3,528,630**		3,528,630
Assets held for resale (note 10 a)		**80,971**		425,288
		38,021,898		34,711,089
Liabilities				
Bank Loan (Overdraft)		**137,907**		912,878
Accounts payable and accrued liabilities		**1,657,674**		1,637,480
Long-term debt (note 9 a)		**-**		640,000
Other liabilities				
Payable to other governments		**3,152,494**		2,114,796
Employee future benefit obligations (note 13 b)		**474,466**		458,505
Other (note 7)		**5,179,045**		4,133,628
		10,601,585		9,897,287
Net Financial Asset		**27,420,313**		24,813,803
Non-Financial Assets				
Tangible Capital assets (net of accumulated amortization) (note 10)		**54,512,867**		52,773,437
Prepaid expenses		**202,869**		147,628
		54,715,736		52,921,066
Accumulated Surplus (note 24)	**$**	**82,136,048**	$	77,734,868

Contingent Liabilities (note 9 d)

Commitments (note 11)

On behalf of the Municipality of the District of Lunenburg

_____ Mayor

_____ Chief Administrative Officer

Municipality of the District of Lunenburg
Consolidated Statement of Operations
For the Year Ended March 31, 2022

	2022		2021
	Budget	**Actual**	Actual
Revenue			
Assessable property taxes[1] (note 12)	$ 21,829,900	**$ 23,442,341**	$ 22,217,433
Grants in lieu of taxes	224,600	**250,619**	203,872
Services provided to other governments	67,800	**60,124**	66,308
Other revenue from own sources (note 12 a)	1,763,421	**2,490,305**	3,317,559
Unconditional transfers from other governments	88,300	**93,940**	90,670
Conditional transfers from other governments (note 12 a)	5,093,824	**4,286,802**	4,430,967
	29,067,845	**30,624,133**	30,326,808
Expenditures			
General government services	6,034,441	**5,487,099**	4,863,795
Protective services	8,268,100	**8,178,324**	7,801,180
Transportation services	3,119,772	**2,130,754**	3,275,450
Environmental health services	3,655,502	**4,118,453**	4,319,558
Environmental development services	2,894,211	**2,769,515**	1,510,000
Recreation and cultural services	3,706,342	**3,538,810**	3,138,212
	27,678,368	**26,222,955**	24,908,195
Annual Surplus	1,389,478	**4,401,178**	5,418,613
Accumulated Surplus, beginning of year	77,734,868	**77,734,868**	72,316,255
Accumulated Surplus, end of year (note 24)	$ 79,124,346	**$ 82,136,048**	$ 77,734,868

Note 1 - Assessable property taxes are reported net of Provincial transfers: education, corrections and regional housing.

Municipality of the District of Lunenburg **A – 4**
Consolidated Statement of Cash Flows
For the Year Ended March 31, 2022

		2022 Actual		2021 Actual
Operating Activities				
Annual Surplus	**$**	**4,401,178**	$	5,418,613
Change in non-cash items				
Amortization		**2,066,751**		1,976,813
Taxes receivable (net of asset valuation allowances)		**(22,685)**		297,110
Other receivables (net of asset valuation allowances)		**397,932**		(1,288,490)
Change in assets held for sale		**344,317**		17,407
Payables		**20,194**		(1,474,156)
Other liabilities		**2,099,076**		1,841,607
Change in prepaid		**(55,240)**		13,116
		9,251,522		6,802,021
Capital Activities				
Acquisition of tangible capital assets		**(4,014,652)**		(9,061,976)
Disposals of tangible capital assets		**208,472**		354,037
		(3,806,181)		(8,707,939)
Financing Activities				
Change in bank loans (overdraft)		**(774,971)**		912,878
Principal payments on long-term debt		**(640,000)**		(2,224,847)
		(1,414,971)		(1,311,969)
Investing Activities				
Assets held for sale		**-**		-
Net increase (decrease) in cash and cash equivalents		**4,030,370**		(3,217,887)
Cash and Cash Equivalents				
Beginning of Year		**26,389,938**		29,607,826
End of Year	**$**	**30,420,310**	$	26,389,938

Consolidated Statement of Changes in Financial Net Financial Assets
For the Year Ended March 31, 2022

		2022 Actual		2021 Actual
Annual Surplus	**$**	**4,401,178**	$	5,418,613
Acquisition of tangible capital assets		**(4,014,652)**		(9,061,976)
Amortization of tangible capital assets		**2,066,751**		1,976,813
Disposal of tangible capital assets		**208,472**		354,037
		(1,739,430)		(6,731,126)
Acquisition of assets held for sale		**-**		-
Acquisition of prepaid expenses		**(55,240)**		13,116
		(55,240)		13,116
Increase (Decrease) in Net Financial Assets		**2,606,508**		(1,299,396)
Net Financial Assets				
Beginning of Year		**24,813,803**		26,113,200
End of Year	**$**	**27,420,313**	$	24,813,803

1. Summary of Significant Accounting Policies and Reporting Practices

(a) Basis of Presentation

The consolidated financial statements of the Municipality of the District of Lunenburg ("Municipality") have been prepared, by Management, in accordance with the CPA Canada Public Sector Accounting Standards.

(b) Consolidated Entities

These consolidated statements reflect the assets, liabilities, revenues, expenditures and changes in fund balances of all organizations and enterprises accountable for the administration of their financial affairs and resources to the Municipal Council and which are owned or controlled by the District of Lunenburg. Inter-fund and inter-corporate transactions have been eliminated.

(i) Consolidated Entities
In addition to the general Municipality of the District of Lunenburg departments and funds, the following are consolidated:
- The Municipality's proportionate share of Lunenburg County Multi-Purpose Centre Corporation

(ii) Non-Consolidated Entities
The following local boards, commission, and agencies are not consolidated:
- Property Valuation Services Corporation
- Western Regional Housing Authority
- South Shore Regional Library Board

(iii) Trust Funds
Trust funds and their related operations are administered by the Municipality for the benefit of external parties and are not consolidated. The remaining trust accounts are reported separately on the trust funds' statement of continuity and statement of financial position. The trust funds administered by the Municipality are comprised of the following:

	2022 Actual	2021 Actual
Burial funds	**$ 3,119**	$ 3,044
School lands	**26,227**	26,227
Lunenburg County Community Fund	**1,000,000**	875,442
	$ 1,029,346	$ 904,713

DRAFT

1. Summary of Significant Accounting Policies and Reporting Practices (Continued)

(c) Basis of Accounting

(i) PSAB Recommendations

These financial statements have been prepared in accordance with the standards established by the CPA Canada Public Sector Accounting Board "PSAB" which are applicable to Municipalities.

Revenues are accounted for in the period in which the transactions or events occurred that gave rise to the revenues.

Funds from external parties and earnings thereon and restricted by agreement or legislation are accounted for as deferred revenue until used for the purpose specified.

Government transfers are recognized in the financial statements as revenues in the period that events giving rise to the transfer occurred, providing the transfers are authorized, the Municipality has met any eligibility criteria, and reasonable estimates of the amounts can be made.

Expenditures are recognized in the period the goods and services are acquired and a liability is incurred or transfers are due.

(ii) Use of Estimates

The preparation of financial statements requires management to make estimates and assumptions that affect the reported amount of assets and liabilities and disclosure of contingencies and the reported amounts of revenue and expenditure in the consolidated financial statements and accompanying notes. Where measurement uncertainty exists, the financial statements have been prepared within reasonable limits of materiality. Due to inherent uncertainty in making estimates, actual results could differ from those estimates.

DRAFT

1. Summary of Significant Accounting Policies and Reporting Practices (Continued)

(c) Basis of Accounting (continued)

(iii) Taxation and Related Revenues

Property tax billings are prepared by the Municipality based on assessment rolls issued by Property Valuation Services Corporation ("PVSC") and adjusted for estimates of appeals and reassessments. Tax rates are established annually by Municipal Council during the budget approval process. Tax adjustments as a result of appeals and reassessments are recorded when the result of the appeal process is known. Valuation allowances are established based on estimated losses that may be incurred in collecting outstanding receivables.

The Municipality includes interest in revenue on overdue taxes it is entitled to collect.

(iv) Accounts Receivable

Accounts receivable are reported net of any allowance for doubtful accounts.

(v) Tangible Capital Assets

Capital assets are recorded at cost in the period they are acquired. Donated assets are capitalized and recorded at their estimated fair value upon acquisition. Certain capital assets for which historical cost information was not available have been recorded at current fair market value discounted by a relevant inflation factor.

Amortization is recorded in the financial statements on a straight-line basis over an asset's estimated useful life as follows:

	Years
Land improvements	**25**
Buildings	**15-40**
Electronic Equipment	**5-10**
Small Equipment	**3-15**
Machinery and Equipment	**10-15**
Vehicles	**3-15**
Roads and Streets	**30**
Sidewalks	**25**
Sewer Systems	**50**
Wharves	**25**
Other	**25-50**
LaHave River Sewer Systems	**7**

No amortization is recorded in the year of acquisition.

DRAFT

1. Summary of Significant Accounting Policies and Reporting Practices (Continued)

(c) Basis of Accounting (continued)

(vi) Employee Future Benefit Obligations

The Public Sector Accounting Handbook requires accounting for and reporting obligations for employee future benefits. An estimate of these liabilities has been recorded with the Consolidated Statement of Financial Position.

On March 1, 2020 employees of the Municipality entered the Public Service Superannuation Plan ("PSSP"), a contributory pension plan administered by the Pension Services Superannuation Plan Trustee Incorporated, which provides pension benefits based on length of service and earnings. The Municipality is not obligated for any unfunded liability, nor is the Municipality entitled to any surplus that may arise in the PSSP. Employer contributions are recognized as an expense in the period to which they relate.

(d) Cash and Cash Equivalents

Cash and cash equivalents include cash on hand and balances with banks, bank overdrafts, and highly liquid temporary money instruments with original maturities of three months or less. Bank borrowings are considered to be financing activities.

(e) Contaminated Sites

Contaminated sites are a result of contamination being introduced into air, soil, water or sediment of a chemical, organic or radioactive material or live organism that exceeds an environmental standard. The liability would be recorded net of any expected recoveries. A liability for remediation of contaminated sites would be recognized when all the following criteria are met:

(i) an environmental standard exists;
(ii) contamination exceeds the environmental standard;
(iii) the Municipality of the District of Lunenburg:
    a. is directly responsible;
    b. or accepts responsibility;
(iv) and a reasonable estimate of the amount can be made.

As at March 31, 2019 the Riverport School site has been identified as a contaminated site (Note 7 b).

DRAFT

2. Contributions to Boards, Regional Authorities and Commissions

Together with other municipal units in Lunenburg County, the Municipality is required to finance the operations of the various Boards, Regional Authorities and Commissions based on uniform assessment.

In addition to any budgeted contributions, the municipal units share in the deficits or surpluses of these Boards based on their sharing percentages. The municipal units' share of the surplus or deficit is set up as payable to, or receivable, from the other organizations.

Contribution to Non-Consolidated Boards

The following contributions were made by the Municipality for current year's operations to non-consolidated board, agencies, and commissions:

	2022		2021
	Budget	**Actual**	Actual
Western Regional Housing Authority (a)	$ 35,000	**$ 34,372**	$ 29,148
South Shore Regional Library Board (b)	158,400	**158,134**	158,314
Property Valuation Services Corporation (3. c)	695,400	**695,379**	704,451
	$ 888,800	**$ 887,885**	$ 891,913

(a) Contribution to Regional Housing Authority

The Municipality is required to help finance its share of the operating deficit in the Western Regional Housing Authority out of its current year's operation. The cumulative deficit financed for 2021-22 was $34,372 (2020-21 - $29,148).

(b) Contribution to Regional Library Board

During 2021-22, the Municipality paid $158,134 (2020-21 - $158,314) to the Regional Library Board as its share of operating costs.

DRAFT

3. Contribution to Provincial Government Departments and Agencies

(a) Education Contribution

The required contribution to the South Shore Regional Centre for Education is calculated using the mandatory municipal education rate (set by the Minister of Education) multiplied by the Municipality's uniform assessment. For 2021-2022 the education tax rate was $0.3048 (2020-21 - $0.3048) per $100 of uniform assessment multiplied by the uniform assessment of $2,820,627,769 (2020-21 - $2,756,731,257) for a total amount paid of $8,598,029 (2020-21 - $8,401,602).

(b) Correction Contributions

The required contribution for corrections is calculated first using an amount set by the Province, to be recovered from all municipal units. Fifty percent of this recovery amount is allocated among municipal units using each unit's uniform assessment as a percentage of provincial uniform assessment. The other fifty percent is allocated using each unit's number of dwelling units as a percentage of provincial dwelling units. During 2021-22 the Municipality paid $430,124 (2020-21 - $431,801) to the Province for correction services.

(c) Assessment Service Contributions

The required contributions for assessment services is calculated using an amount, set by the Property Valuation Services Corporation (PVSC), to be recovered from all municipal units 2021-22 $17.694 million (2020-21 - $17.875 million). Fifty percent of this recovered amount is allocated among municipal units using each unit's uniform assessment as a percentage of provincial uniform assessment. The other fifty percent is allocated using each unit's number of assessment accounts as a percentage of provincial assessment accounts. During 2021-22 the Municipality paid $695,379 (2020-21 - $704,451) to the PVSC for assessment services.

(d) Lunenburg County Multi-Purpose Centre Corporation

On November 10, 2009, the Municipality entered into an agreement with the Town of Bridgewater to form the Lunenburg County Multi-Purpose Centre Corporation ("LCLC") to own and operate a multi-purpose facility. The Municipality has a fifty percent interest in the facility. The original capital cost was paid from reserves and replenished through a special tax rate. The remaining balance at March 31, 2016 of $710,339 was paid in 2016-17. The overage in capital costs was also funded through municipal reserves. The remaining balance was $1,747,478 at March 31, 2016. The LCLC has agreed to forward future capital donations to the Municipality to help replenish this additional reserve drawdown. In 2018-19, no capital donations were received and paid back to the reserve fund (2017-18: $25,500; $ 2016-17: $76,000; 2015-16: 22,500). In 2019-20, the Municipality's Council agreed to write off the $1,645,979 remaining balance.

DRAFT

3. Contribution to Provincial Government Departments and Agencies (continued)

(d) Lunenburg County Multi-Purpose Centre Corporation (continued)

Included in the Municipality's consolidated financial statements are its proportionate share of the net assets in the amount of $14,109,522 (2020-21 - $14,528,914). The following table provides supplementary financial information for the LCLC as of March 31:

Financial Position	**2022**		2021
	MODL Share	**TOTAL**	
Financial Assets	**$ 965,021**	**$ 4,826,294**	$ 4,295,676
Liabilities	**984,265**	**4,864,783**	4,323,135
Net Financial Assets (Liabilities)	**(19,244)**	**(38,489)**	(27,459)
Non Financial Assets	**14,128,766**	**28,257,532**	29,085,287
Net Assets (Liabilities)	**$ 14,109,522**	**$ 28,219,043**	$ 29,057,828

As of March 31, 2022, MODL had the following related party transactions with the LCLC:

	2022	2021
Due to LCLC	$ -	$ 385
Operating Grants paid to LCLC	647,423	468,190
Capital Grants paid to LCLC	417,800	378,703
Operating deficit transfer payable to LCLC	198,668	83,778
Capital transfer receivable from LCLC	1,191	1,191

DRAFT

4. Cash and Cash Equivalents

	2022 Actual	2021 Actual
Included in Cash are Restricted Amounts		
Canada Community-Building Fund	**$ 1,693,288**	$ 2,066,261
Lunenburg County Lifestyle Centre	**704,844**	375,432
Tax Sale Surplus	**2,137,600**	1,666,267
Landfill Closure	**858,878**	849,618
	5,394,610	4,957,578
Unrestricted Cash	**25,025,701**	21,432,360
	$ 30,420,310	$ 26,389,938

	2022 Actual	2021 Actual
Cash Made Up Of:		
Operating Fund	**$ 16,713,694**	$ 7,272,727
Capital Fund	**-**	-
Reserve Fund	**13,001,773**	18,741,780
Lunenburg County Lifestyle Centre	**704,844**	375,432
	$ 30,420,310	$ 26,389,938

The Canada Community-Building Fund (formerly known as the Gas Tax grant program) funds are restricted to eligible projects, as approved under the Canada-Nova Scotia Gas Tax Agreement. The landfill closure funds are restricted by provincial regulations to fund eligible landfill costs.

5. Taxes Receivable

	2022 Actual	2020 Actual
Balance, beginning of year	**$ 1,352,491**	$ 1,649,601
Current year's tax levy	**29,146,550**	28,495,242
Interest on overdue taxes and rates	**247,834**	111,194
	30,746,875	30,256,037
Deduct		
Collections	**28,557,383**	28,270,557
Adjustments,write-offs & bad debt expense	**20,743**	(154,133)
Exemptions for taxes	**161,446**	175,246
	28,739,572	28,291,670
Sub-total	**2,007,303**	1,964,367
Allowance for doubtful accounts	**(632,128)**	(611,877)
Net taxes receivable	**$ 1,375,176**	$ 1,352,491

DRAFT

6. Other Receivables

(a) Other

		2022 Actual		2021 Actual
Governments				
Government of Canada and its agencies	**$**	**209,337**	$	84,931
Province of Nova Scotia and its agencies		**882,202**		1,668,647
Trust Fund		**-**		-
Municipal Joint Services Board ("MJSB")		**1,357**		2,442
Municipal Governments		**119,554**		92,381
		1,212,450		1,848,400
General Public		**383,457**		288,463
LaHave River Stright Pipe Loans		**955,472**		802,402
Clean Energy Financing Loans		**65,462**		75,208
		1,404,391		1,166,073
Allowance for Doubtful Accounts		**(30)**		269
	$	**2,616,811**	$	3,014,743

Other Receivables Found in:

Operating Fund	**$**	**614,962**	$	610,342
Capital Fund		**1,741,672**		2,261,138
Reserve Fund		**-**		-
Trust Fund		**-**		-
Other		**260,177**		143,263
	$	**2,616,811**	$	3,014,743

(b) Allowances for Doubtful Accounts

		2022 Actual		**2021 Actual**
Due from general public	**$**	**30**	$	(269)
	$	**30**	$	(269)

7. Other Liabilities

	2022 Actual	2021 Actual
Deferred Revenues		
Other	**$ 266,446**	$ 94,650
Lunenburg County Lifestyle Centre	**851,453**	431,224
	1,117,899	525,874
Other		
Prepaid Taxes	**1,013,477**	930,034
Tax Sale Surplus (note 8)	**2,137,600**	1,666,267
Riverport School environmental liability (note 7b)	**501,240**	478,065
Pension liability	**-**	-
Landfill closure liability (note 7a)	**408,830**	408,830
Lunenburg County Community Fund (note 7c)	**-**	124,558
	$ 5,179,045	$ 4,133,628

(a) Landfill Site Closure

As of April 1, 2013, the Municipality transferred all of the assets and liabilities of the Lunenburg Regional Recycling and Composting Facility ("LRRCF") to the Municipal Joint Service Board ("MJSB").

Municipalities are required to recognize closure costs as an expense and make an equivalent transfer into a special capital reserve fund in each period that the landfill accepts solid waste. Recognition of closure costs started on the date the landfill began accepting solid waste. The Municipality has site closure reserves which are in excess of the landfill liability. Total transfers to site closure capital reserves and interest earned on these reserve funds at March 31, 2022 was $858,878 (2021- $849,618). The landfill was closed to further disposal in 2005 and subsequent costs incurred relate to remediation and monitoring. The present value of the remaining landfill site closure cost is estimated to be $408,830 (2021 – $408,830).

The future landfill site closure costs were forecast with inflation at 2% per annum and discounted back to March 31, 2019 using a discount rate of 2.5%. A gross landfill closure liability of $408,830 (2021 - $408,830) has been reported in the consolidated statement of financial position of the Municipality and includes costs for the assessment of the site monitoring, treatment of leachate, monitoring of ground and surface water, monitoring and recovery of gases and maintenance of required drainage systems and other control systems.

DRAFT

7. (a) Landfill Site Closure (continued)

	2022 Actual	2021 Actual
Estimated gross landfill closure cost	**$408,830**	$ 408,830
Reserves for Site Closure	**858,878**	849,618

(b) Contaminated Site – Riverport School

Petroleum hydrocarbon contamination was discovered during an Environmental Site Assessment of the Riverport School property. MODL notified the Provincial Department of Environment as per provincial legislation. The Department issued an inspection report with a schedule for compliance for site remediation. An Engineering consultant was hired to identify the costs and risks associated with the contamination. On July 16, 2016, Municipal Council approved a plan to demolish the building and remediate to Tier 2 standards for an estimated cost of $600,100. The tear down, remediation and testing follow-up costs to date were $352,395. Site monitoring has determined that additional monitoring and remediation is required with an estimated cost of $50,000.

(c) Lunenburg County Community Fund Liability

The Lunenburg County Community Fund (LCCF) donated $1,000,000 to help finance the LaHave River Straight Pipe Project. In accordance with the Memorandum of Understanding between MODL and the LCCF, homeowner payments replenished the donation and were transferred to a Trust Fund in the name of the LCCF to be used on future mutually agreed upon projects. Homeowner payments of $1,000,000 have now been received. The liability that existed last year $124,558 has been reduced to $0.

	2022 Actual	2021 Actual
LCCF liability, beginning of year	**$ 124,558**	$ 501,129
LCCF amount received ($1M over 2 year)	**-**	-
Homeowner payments transferred to Trust	**124,558**	376,571
Balance left to transfer (liability)	**$ (0)**	$ 124,558

DRAFT

8. Tax Sale Surplus Account

The Municipality of the District of Lunenburg is required to hold the surplus from tax sales for a period of twenty (20) years. This surplus represents excess funds received at tax sales over and above the original amounts which were owing to the Municipality at the time a particular property was sold. The excess proceeds if not claimed, are to be transferred to the Capital Reserve fund at the end of the twenty (20) year period. A surplus of $15,918 was transferred to the Capital Reserve in Fiscal 2022. Provincial regulations require the tax sale surplus be included on the consolidated statements as a liability. Tax sale surplus account amounts and the respective years in which they arose are as follows:

	2022	2021
	Actual	Actual
2002	-	15,918
2003	48,157	48,157
2004	3,556	3,556
2005	13,783	13,783
2006	62,358	62,358
2007	4,247	4,247
2008	8,368	8,368
2009	86,299	86,299
2010	113,084	113,084
2011	19,061	19,061
2012	54,221	54,221
2013	59,145	59,145
2014	28,890	28,890
2015	69,981	69,981
2016	46,070	46,070
2017	112,409	112,409
2018	18,188	18,188
2019	38,955	38,955
2020	112,270	184,591
2021	667,520	678,986
2022	571,039	-
	$ 2,137,600	$ 1,666,267

9. Long-term Debt

(a) Balance of Long-term Debt

The balance of the long-term debt reported on the consolidated statement of financial position is made up of the following:

	Due	Balance April 1	Added (Redeemed)	Balance March 31	Interest	Blended Interest Rate
Environmental health services	June 1, 2021	$ 120,000	$ (120,000)	**$ -**	$ 1,016	4.95%
Economic dev & environmental	June 1, 2020	-	-	**-**		4.70%
Economic dev & environmental	Oct. 24, 2021	520,000	(520,000)	**-**	13,923	4.50%
Various purposes	Nov 9, 2020	-	-	**-**	-	3.25%
		$ 640,000	$ (640,000)	**$ -**	$ 14,939	

(b) Principal Payments

Principal repayments required for the next five (5) years are as follows:

2023	$	-
2024	$	-
2025	$	-
2026	$	-
2027	$	-
2028	$	-

(i) The annual principal and interest payment required to service the liabilities are within the debt repayment guidelines prescribed by Nova Scotia Department of Municipal Affairs and Housing.

(ii) The Environmental Health Services (Solid Waste Site) long-term debt is recovered from the general revenues of the Municipality and was fully paid in October, 2021.

9. Long-term Debt (continued)

(c) Total Charges for Long-term Debt

Total charges for the year for long-term debt which are included in the consolidated statement of financing activities are as follows:

	2022		2021
	Budget	**Actual**	Actual
Principal payments			
Environmental health services	$ 120,000	**$ 120,000**	$ 120,000
Economic and environmental development	520,000	**520,000**	2,104,847
	640,000	**640,000**	2,224,847
Interest payments			
Environmental health services	$ 1,100	**$ 1,016**	$ 7,104
Economic and environmental development			
Development at Exit 12	13,900	**13,923**	49,686
Various purposes	-	**-**	2,778
	15,000	**14,939**	59,568
	$ 655,000	**$ 654,939**	$ 2,284,415

(d) Contingent Liabilities

The Municipality is contingently liable for long-term liabilities for which the responsibility of the payment of principal and interest has been assumed by other organizations as follows:

- ***Lunenburg County Multi-Purpose Centre Corporation*** – The Municipality has guaranteed the Temporary Borrowing Resolution of the "Lunenburg County Multi-Purpose Centre Corporation" in the amount of $3,850,000. There is no balance owing on this capital debt at year end.
- ***Municipal Joint Services Board*** - The Municipality is responsible for their share of the liabilities of the Board: The nature of solid waste management leads to potential for site contamination. Although active mitigation practices are in place, potential environmental liabilities in a final full site closure are undeterminable, however given the nature could potentially be significant.
- ***Blockhouse Volunteer Fire Department*** – The Municipality has provided a loan guarantee to the Blockhouse Volunteer Fire Department in the amount of $100,000 for the purpose of constructing a new fire hall for a period not exceeding ten years. The loan guarantee has been approved by the Minister of Municipal Affairs and expires May 6, 2026. As of March 31, 2022 the loan is in good standing.

10. Tangible Capital Assets	**Cost - Beg of Year**	Additions	Cost Disposals & Write Offs	Cost-End of Year	Amort Disposals & Write Offs	Amort in Year	Acc Amort Beg of Year	Acc Amort End of Year	**Net Book Value 2022**	2021
Municipal General										
Land	**$ 6,411,304**	$ 95,525	$ 208,472	$ 6,298,357	$ -	$ -	$ -	$ -	**$ 6,298,357**	$ 6,411,304
Land Improvements	**2,068,478**	312,213	-	2,380,690	-	64,125	500,995	565,120	**1,815,570**	1,567,482
Buildings	**9,406,800**	164,567	-	9,571,367	-	122,200	499,035	621,235	**8,950,132**	8,907,765
Buildings/Plants - WWTP	**6,243,425**	-	-	6,243,425	-	250,469	3,587,607	3,838,076	**2,405,349**	2,655,818
Electronic Equipment	**84,571**	-	-	84,571	-	7,972	55,193	63,165	**21,406**	29,378
Small Equipment	**186,932**	73,185	-	260,117	-	19,252	100,182	119,434	**140,683**	86,750
Machinery & Equipment	**969,551**	104,870	-	1,074,421	-	52,302	490,107	542,409	**532,012**	479,443
Vehicles	**285,882**	202,032	-	487,914	-	41,088	172,099	213,187	**274,728**	113,784
Wharves	**378,674**	-	-	378,674	-	15,136	183,735	198,872	**179,803**	194,939
Roads and Streets	**8,751,825**	753,343	-	9,505,168	-	290,409	2,718,583	3,008,992	**6,496,175**	6,033,242
Sidewalks	**328,990**	-	-	328,990	-	10,966	45,434	56,400	**272,590**	283,556
Sewer System	**7,575,178**	51,999	-	7,627,177	-	165,719	1,977,229	2,142,948	**5,484,229**	5,597,950
LaHave Straight Pipe Project	**5,641,943**	1,981,673	-	7,623,616	-	448,390	491,688	940,078	**6,683,538**	5,150,255
WIP - Municipal Services Building	**-**	-	-	-	-	-	-	-	**-**	-
Other	**1,164,418**	186,516	-	1,350,934	-	70,599	416,560	487,159	**863,775**	747,858
	49,497,971	3,925,922	208,472	53,215,422	-	1,558,628	11,238,448	12,797,076	**40,418,346**	38,259,522
Other units share REMO	**(7,724)**	-	-	(7,724)	7,724	-	(7,724)	-	**-**	-
	49,490,247	3,925,922	208,472	53,207,697	7,724	1,558,628	11,230,723	12,797,076	**40,418,346**	38,259,522
Lunenburg County Multi-Purpose Centre Corporation (50% equity)										
Land	**433,583**	-	-	433,583	-	-	-	-	**433,583**	433,583
Land Improvements	**1,424,272**	-	-	1,424,272	-	56,971	426,281	483,252	**941,020**	997,991
Building	**15,864,549**	28,169	-	15,892,718	-	399,063	2,979,313	3,378,376	**12,514,342**	12,885,236
Furniture and fixtures	**167,852**	-	-	167,852	-	16,786	120,153	136,938	**30,914**	47,699
Computer equipment	**135,882**	14,914	-	150,796	-	7,421	114,710	122,131	**28,665**	21,172
Equipment	**312,531**	3,362	-	315,893	-	27,883	193,359	221,242	**94,651**	119,172
Work in Progress	**9,063**	42,285	-	51,348	-	-	-	-	**51,348**	9,063
Total Tangible Capital Assets	**18,347,729**	88,730	-	18,436,459	-	508,123	3,833,815	4,341,937	**14,094,522**	14,513,914
Total Tangible Capital Assets	**$ 67,837,975**	$ 4,014,652	$ 208,472	$ 71,644,156	$ 7,724	$ 2,066,751	$ 15,064,538	$ 17,139,013	**$ 54,512,867**	$ 52,773,436

10. (a) Assets Held for Resale

i) Sale of Municipal Administration Building

The Municipal Administration Building located at 210 Aberdeen Road, Bridgewater was sold on June 15, 2021. At March 31, 2021 the undepreciated capital cost was adjusted to reflect the actual sale price. In 2021/22 the sale was accounted for as sale of inventory at cost.

ii) Land Available for Sale

At March 31, 2022, nine parcels of Municipally-owned land were actively on the market for sale in accordance with Policy 065 – Divestiture of Surplus Land. The total asking price is $244,885. These parcels of land were moved from tangible capital assets to land sales inventory at cost.

11. Commitments

(a) Payments

i) The Municipality entered into a four-year contract for garbage collection with a two-year optional extension clause. The contract term is April 1, 2020 to March 31, 2024 and requires the following payments: 2022/23 - $1,129,746; 2023/24 - $1,155,166. The optional two-year extension amounts are 2024-25 - $1,181,157 and 2025-26 - $1,207,733.

ii) On December 7, 2012, the Municipality, the Town of Bridgewater and Town of Mahone Bay entered into a ten-year contract to outsource the blue bag recycling and marketing of related materials of the LRRCF operation. The payments are based on tonnage of recyclable material sent FOB to the LRRCF, with built in annual base cost escalator and fuel adjustment clause.

(b) School

On January 31, 1982, the Municipality joined with the other Municipalities and towns in Lunenburg County to form the South Shore Regional School Board which was later replaced by the South Shore Regional Centre for Education (SSRCE). Under the agreement, all school buildings as of December 31, 1981, will remain assets of the Municipality, but will be under the operational control of the SSRCE until such time they are no longer required for school purposes. At that time, control will revert back to the Municipality. Since the Municipality does not have control over the schools that are used by the SSRCE, they are not included in the financial statements of the Municipality. The SSRCE turned over the following schools for which they no longer had use: Blockhouse, Centre, and Riverport. The school facilities are fully depreciated and the value of the school lands was offset by the estimated demolition costs of the school buildings. Blockhouse School was sold in Fiscal 2016. Additional Schools are expected to be declared surplus in the next several years which are anticipated to represent a

DRAFT

significant cost to the Municipality to decommission. The Municipality continues to engage the Province in informal discussions on possible participation in the financial impact of future school closures. There is no assurance these discussions will be successful.

(c) Osprey Village

On April 19, 2010 the Municipality entered into a Memorandum of Understanding with the Town of Bridgewater to make a $1,000,000 contribution to a new water storage reservoir, with interest at 4% compounded annually, payable on or after April 15, 2015. See Subsequent Events Note 27 for more information.

(d) Partnership Project

Effective August 28, 2018 the Municipality renewed its contract with the Canadian Air Engineering Squadron to assist, support, and facilitate the recruitment of reservists by providing a facility in Pinegrove, Lunenburg County, Nova Scotia. This contract expires March 31, 2024.

(e) School Lands Trust Payments

The Municipality receives interest income annually from funds held in trust, representing its interest in school lands. These funds are available for the purchase of books as follows:

	Park View Education Centre	New Germany Rural High	**Total**
Balance, beginning of year	$ 147	$ 147	**$ 295**
Interest income earned in trust	325	325	**650**
Less: paid to school for books	(147)	(147)	**(295)**
Balance available for book purchases	$ 325	$ 325	**$ 650**

DRAFT

11. Commitments (continued)

(f) Garbage Disposal

Commencing April 1, 1991, the Municipality entered into an agreement with other Municipal Units in Lunenburg County to share in the capital cost of the site, based on the average of waste collected and uniform assessment over the last five (5) years. Each of the units has a vested interest in the site; however, no unit can receive its vested interest unless all units mutually agree to close the site to solid waste disposal. On April 1, 2012 the Town of Lunenburg ("TOL") withdrew from the partnership. This event is not expected to have a material effect of the LRRCF operations as the TOL waste amounts to less than 8% of the total received at the facility. The remaining partners formed a Municipal Joint Service Board ("MJSB") under Section 60 of the Municipal Government Act to operate the LRRCF beginning in Fiscal 2014. On March 31, 2013 the related assets and liabilities were transferred to the Municipal Joint Services Board.

The three remaining partner units, the Town of Bridgewater, Town of Mahone Bay and the Municipality of the District of Lunenburg continue their discussions with the Town of Lunenburg to determine their rights and obligations under the various waste management agreements as a result of the 2012 withdrawal by the Town of Lunenburg. Should the municipal units fail to reach an agreement, the three remaining partners are responsible for recovering the landfill closeout and post closeout costs from the Town of Lunenburg.

(g) Joint Emergency Measures Organization

The Municipality has an Agreement with the Town of Bridgewater, Town of Mahone Bay and the Municipality of Chester to provide for a coordinated response to emergencies. On April 1, 2015 the Town of Lunenburg was added to the Agreement.

DRAFT

12. Assessed Property Taxation

	2022		2021
	Budget	**Actual**	Actual
Total taxes and rates	$ 30,897,000	**$ 32,504,866**	31,079,983
Less:			
Taxes collected on behalf of others:			
School Board levy	8,597,300	**8,598,029**	8,401,602
Correctional Services	434,800	**430,124**	431,801
Deficit of Regional Housing Authority	35,000	**34,372**	29,148
	9,067,100	**9,062,524**	8,862,550
Net taxes and rates	$ 21,829,900	**$ 23,442,341**	$ 22,217,433

DRAFT

12 (a) Schedule of Other Revenues & Conditional Transfers

	Actual 2022	Actual 2021
Other revenue from own sources		
Operating fund revenue		
Licenses & permits	$ 126,033	$ 112,022
Police prosecution & fines	59,956	50,520
Rentals	93,994	87,094
CES/CEF Expense Recovery	55,506	64,708
Interest - bank accounts and pension	351,787	254,789
Interest on overdue taxes	258,888	115,355
Administration charges - REMO	5,800	5,844
Tax Sale fees	57,772	71,995
Open Space Fees	92,693	84,899
Tax Information - third parties	86,990	89,097
Tax Sale surplus	15,907	11,646
Pro-Kids	20,709	15,507
Economic Development grants & VIC	43,497	50,819
Sale of Services	63,017	63,945
Other Administrative revenues	34,310	6,361
Capital fund revenue		
Aerated compost carts	-	-
Sewer user connect fees	-	200
LCLC fundraising	-	-
Sale of Assets (golf course, used vehicle, and land)	-	275,015
Liability funding - Riverport School	(23,175)	117,159
Lun Co Community Fund	633,212	680,705
Other Contributions	124,558	638,881
Interest on receivables	4,897	1,182
Donated assets (land)	-	212,000
Gain on sale of assets	-	10,593
LCLC consolidated revenue	383,954	297,224
	$ 2,490,305	$ 3,317,559

Conditional transfers from other governments		
Gas Tax revenue	2,288,242	1,112,740
Federal & Provincial capital grants	1,448,796	1,578,779
Provincial operating grants	412,956	1,608,589
LCLC consolidated government transfers	136,808	130,859
	$ 4,286,802	$ 4,430,967

13. Employee Benefits

(a) Pension Agreements

Effective March 1, 2020, the Municipality signed a transfer agreement with the Public Service Superannuation Plan Trustee Incorporated ("PSSPTI") to transition its pension plan assets to the PSSP, a contributory multi-employer defined benefit pension plan administered by the PSSPTI, which provides pension benefits based on length of service and earnings.

Upon entering into such agreements, assets and liabilities of a Municipality pension plan are in whole, or in part, transferred to the PSSP. On or after the transfer date, retirees of the former Municipality defined benefit pension plan are deemed to be retirees within the PSSP.

The transition was accounted for as a settlement as the Municipality transferred its assets and any remaining obligation of its defined benefit pension plan to the PSSP. In accordance with the transfer agreement, the Municipality will have no further obligations or liabilities in respect of its former defined benefit pension plan and is only responsible to make contributions to the PSSP as an employer. The resulting differential on transfer was a deficit of $166,527 (actuarial estimates were $155,200). This pension benefit deficit was paid and has been recorded in the consolidated statement of operations.

Expenses associated with the transfer including legal and actuarial fees have been budgeted utilizing the Employee Pension Reserve and Operating surplus. These costs are expensed in the fiscal year in which they are incurred. In 2021/22 the final costs totaled $132,965 (2020/21- $102,045. The transfer costs were paid from the Employee Pension Reserve.

The PSSP is accounted for as a defined contribution plan as the obligation to pay retirement obligations does not reside with the Municipality.

The PSSP was 98.2% funded with an accrued pension obligation resulting in a funding deficit of $132,479,000 as at March 31, 2022 (extrapolated) on a going concern basis. The actual pension obligation as of the actuarial date of December 31, 2021 was a funding excess of $143,512,000. Contributions to the Plan are required by both the employer and its employees. Total MODL employer contributions for 2021-2022 were $611,305 and are recognized as an expense in that period.

DRAFT

13. Employee Benefits (continued)

(b) Employee Future Benefit Obligations

Management's estimates of employee future benefit obligations represent future liabilities of the Municipality to its employees for benefits earned but not taken as at March 31, 2022 and consist of the following:

	2022 Actual	2021 Actual	Net Change
Accrued sick leave	**$ 60,000**	$ 60,000	$ -
Service awards	**18,300**	20,400	(2,100)
Vacation pay	**396,166**	378,105	18,061
	$ 474,466	$ 458,505	$ 15,961

Sick leave is accumulated at a rate of 1 ½ days per month to a maximum of 100 days. This benefit is not paid out upon retirement. Service Awards are recognition awards for permanent full-time employees. Employees are compensated based on achieving certain years of service milestones. Awards range from $300 to $2,100 for 5 years to 35 years of service.

(i) Vacation

Vacation pay reflects the value of vacation earned during the year but not taken as at the year end.

(ii) Service Awards

Service awards reflect the value of cash awards for long service employees but not taken at year end.

The Municipality has no material unfunded post-employment benefit obligations.

(iii) Accrued Sick Leave

The Municipality's estimated sick leave entitlements for 2021-22 are $60,000 ($60,000 – 2020-21) based on an estimate of sick leave credit drawdown history.

In lieu of a short-term disability plan, the Municipality has a sick leave policy that allows employees to earn sick leave credits based on time worked.

The accrued sick leave is an estimate of the sick leave credits that may be used in future years, based on past experience.

DRAFT

14. Consolidated Expenditures by Object – Municipal Operations

The following is a summary reclassification by object of the consolidated expenditures as reported in the supplementary financial information.

	2022 Actual	2021 Actual
Salaries, benefits & other personnel costs	**$ 5,322,589**	$ 5,046,379
Long-term interest charges	**69,513**	119,915
Materials, outsourced and other	**9,731,117**	9,424,512
Amortization	**2,066,752**	1,976,814
Utilities	**608,471**	553,596
Rents	**2,372**	1,409
Grants (note 15b)	**1,139,509**	783,684
Fire Area Rates	**3,560,821**	3,437,239
Policing and corrections	**3,560,365**	3,389,401
Contributions to Boards and Agencies (note 2)	**-**	-
Reduced taxes	**161,446**	175,246
Total consolidated statement of operations expenditures	**$ 26,222,955**	$ 24,908,195

DRAFT

15. Government Transfers

(a) The Municipality receives grants, subsidies and contributions from provincial and federal governments for general purposes, to finance specific program expenditures and to finance capital expenditures. These government transfers are recognized in the consolidated financial statements in the period in which events giving rise to the transfer occur, providing the transfers are authorized, any eligibility criteria have been met, and reasonable estimates of the amounts can be made, except when and to the extent that stipulations associated with the transfer give rise to a liability. If a liability is created, the satisfaction the transfer stipulations by the Municipality determines the timing of the recognition of the transfer as revenue.

(b) The Municipality makes discretionary disbursements to individuals, institutions, and agencies. These payments are recorded as grants to organizations and individuals in the consolidated statement of financing activities to the extent that the payments meet the accrual basis of accounting. Amounts paid for Canada Pension Plan are not reported as government transfers. During 2022 fiscal year the Municipality issued payments as government transfers as follows:

	2022		2021
	Budget	**Actual**	Actual restated
Grants to fire departments	$ 262,100	**$ 214,510**	$ 249,830
Grants to agencies and institutions	786,100	**924,999**	533,854
	$ 1,048,200	**$ 1,139,509**	$ 783,684

16. Municipal Joint Services Board ("MJSB")

As outlined in note 12(f), the Municipal Joint Services Board was incorporated under Section 60 of the Municipal Government Act and began operations on April 1, 2013. The MJSB operates the Lunenburg Regional Community Recycling Centre ("LRCRC") and identifies opportunities for increased sharing of services among partner Municipalities. Information Technology management is the first shared service to be identified and implemented.

The Capital and Operating budgets of the MJSB are subject to annual approval of at least two of the three partners representing at least 51% of the interest. The Council of each partner are responsible to guarantee any capital borrowings required to implement the annual capital budget.

The costs for the LRCRC are shared by its partners based on a cost sharing formula for metric tonnage received at the facility. Tipping fees are approved by Councils as part of the Operating and Capital Budget process.

16. Municipal Joint Services Board ("MJSB") (continued)

The District of Lunenburg had the following related party transactions with the MJSB:

	2022	2021
Tipping fee payments & monitoring	$ 1,238,677	$ 1,265,524
IT Services	226,171	279,859
HR Services	17,873	21,177
Payable for landfill closure and post closure costs	408,830	408,830
	$ 1,891,552	$ 1,975,390

The MJSB is accounted for as a portfolio investment in MODL's Consolidated Financial Statements as 61.95% of the MJSB April 1, 2013 total equity of $5,695,933, which equates to MODL portfolio investment of $3,528,630.

17. Financial Instruments

The Municipality's financial instruments consist of cash and temporary investments, accounts receivable, investments, debt charges recoverable, bank indebtedness, accounts payable and accrued liabilities, deposit liabilities, requisition over-levy, and long-term debt. Due to the current low levels of market interest rates, it is management's opinion that the Municipality is not currently exposed to significant interest risks arising from these financial instruments.

Interest rate risk is the risk that the fair value or future cash flows of a financial instrument will fluctuate because of changes in market interest rates. The Municipality is subject to interest rate risk if the interest rate were to drop below current levels; the majority of its cash balances are invested in deposits that pay interest based on current market interest rates. The Municipality does not use derivative financial instruments to alter effects of this risk.

The Municipality is subject to credit risk with respect to taxes and grants in place of taxes receivables and trade and other receivables. Credit risk arises from the possibility that taxpayers and entities to which the Municipality provides services may experience financial difficulty and be unable to fulfill their obligations. The large number and diversity of taxpayers and customers minimizes the credit risk.

All financial instruments are carried at approximate fair value unless otherwise noted.

DRAFT

18. Remuneration of Elected Officials and Chief Administrative Officer

	Remuneration		Expense Claims		Totals	
	2022	2021	**2022**	2021	**2022**	2021
Mayor Carolyn Bolivar-Getson	**$ 60,023**	$ 59,606	**$ 7,480**	$ 3,415	**$ 67,503**	$ 63,021
Councillor/Deputy Mayor Cathy Moore	**34,129**	29,676	**1,943**	1,710	**36,072**	31,386
Councillor/Deputy Mayor Martin Bell	**36,397**	33,852	**923**	963	**37,320**	34,815
Councillor Wade Carver	**-**	17,510	**-**	-	**-**	17,510
Councillor Michael Ernst	**-**	17,510	**-**	-	**-**	17,510
Councillor Claudette Garland	**-**	17,510	**-**	(1,007)	**-**	16,503
Councillor Michelle Greek	**29,884**	12,166	**1,932**	1,664	**31,816**	13,830
Councillor Leitha Haysom	**29,884**	12,166	**1,823**	1,421	**31,707**	13,587
Councillor Pamela Hubley	**29,884**	12,166	**2,104**	1,502	**31,988**	13,668
Councillor Eric Hustvedt	**-**	23,816	**-**	658	**-**	24,474
Councillor Errol Knickle	**-**	17,510	**-**	(65)	**-**	17,445
Councillor Lee Nauss	**-**	17,510	**-**	(65)	**-**	17,445
Councillor Wendy Oickle	**29,884**	12,166	**1,412**	955	**31,296**	13,121
Councillor Kathryn Petersen Delong	**29,884**	12,166	**1,473**	1,816	**31,357**	13,982
Councillor Sandra Statton	**29,884**	12,166	**477**	899	**30,361**	13,065
Councillor John Veinot	**-**	17,510	**-**	-	**-**	17,510
Councillor Chasidy Veinotte	**29,884**	12,166	**1,598**	1,514	**31,482**	13,680
Councillor Reid Whynot	**29,884**	29,676	**439**	651	**30,323**	30,327
	369,621	366,848	**21,604**	16,031	**391,225**	382,879
Chief Administrative Officer(s)	**166,246**	152,316	**6,449**	5,180	**172,695**	157,496
	$ 535,867	$ 519,164	**$ 28,053**	$ 21,211	**$ 563,919**	$ 540,375

18. (a) Hospitality Expenses

Hospitality expenses are incurred while hosting individuals from outside of the municipality for business purposes including receptions , ceremonies, conferences, business meetings, performances or other group events. The offering of hospitality is done in such a manner to reflect the prudent stewardship of public funds.

The Municipality spent $0 for hospitality in 2021-22 ($0 in 2020-21).

19. Area Rates

		2022 Actual		2021 Actual
Balance, beginning of year	**$**	**41,422**	$	10,956
Rates levied				
Fire protection		**3,565,895**		3,482,292
Street lighting		**139,491**		138,278
Hydrant charges		**70,139**		56,091
Sewer		**377,912**		367,732
		4,153,436		4,044,393
Services provided in current year				
Fire protection payments		**3,560,821**		3,437,239
Street lighting		**155,608**		145,978
Hydrant charges		**60,729**		62,978
		3,777,157		3,646,195
Sewer				
Collection and disposal systems		**669,139**		612,498
Transfer to restricted reserve surplus		**175,000**		175,000
Municipal Subsidy		**(466,226)**		(419,766)
Total sewer		**377,912**		**367,732**
		4,155,069		4,013,927
Balance, end of year	**$**	**39,788**	$	41,422

19. Area Rates (continued)	**Balance, beginning of year**	Rates levied for current year	Total	Services Provided in current year	**Balance, end of year**
Fire protection					
Big Tancook Island	**$ 753**	$ 15,643	$ 16,396	$ 15,559	**$ 837**
Blockhouse	**1,555**	149,005	150,560	148,782	**1,778**
Conquerall Bank	**948**	97,853	98,801	97,828	**973**
Cornwall	**1,550**	104,839	106,389	104,773	**1,616**
Dayspring and District	**1,469**	180,705	182,174	180,579	**1,596**
District No. 1 Fire Protection	**840**	313,034	313,874	312,619	**1,255**
Hebb's Cross	**1,308**	70,805	72,113	70,698	**1,415**
Hebbville	**2,880**	154,910	157,790	152,655	**5,135**
Hemford and District	**946**	58,041	58,987	57,902	**1,086**
Indian Point	**791**	43,051	43,842	43,046	**796**
Italy Cross	**1,410**	90,773	92,183	90,723	**1,459**
LaHave and District	**1,646**	194,595	196,241	194,828	**1,414**
Lapland and District	**672**	46,828	47,500	46,784	**717**
Maders Cove	**(22)**	64,994	64,972	64,972	**-**
Martins River	**924**	116,450	117,374	116,357	**1,017**
Midville and District	**1,218**	75,047	76,265	75,026	**1,238**
New Germany	**2,421**	266,559	268,980	266,950	**2,029**
Northfield	**14,448**	343,855	358,303	343,057	**15,246**
Oakhill	**1,058**	175,344	176,402	175,297	**1,106**
Oakland/Clearland	**185**	93,060	93,245	92,994	**252**
Petite Riviere & Crousetown	**965**	106,844	107,809	106,818	**990**
Pleasantville	**670**	94,130	94,800	93,970	**831**
Riverport	**2,017**	364,806	366,823	364,615	**2,208**
Tri-District[1]	**1,461**	170,720	172,181	170,633	**1,548**
United Communities	**1,007**	77,083	78,090	77,071	**1,019**
Walden	**868**	17,687	18,555	17,666	**889**
Wileville	**360**	79,231	79,591	78,618	**973**
	44,350	3,565,895	3,610,243	3,560,821	**49,422**
Hydrants	**(2,938)**	70,139	67,201	60,729	**6,472**
Sewer services	**-**	377,912	377,912	377,912	**-**
Street lighting	**11**	139,491	139,502	155,608	**(16,106)**
	$ 41,422	$ 4,153,436	$ 4,194,857	$ 4,155,069	**$ 39,788**

Note 1 - Tri-District is the combination of Baker's Settlement, Chelsea and Newcombville Departments.

20. Operating Reserve Details

	Balance, beginning of year	Interest on Savings	Transfer (to) from Other Funds	Other	**Balance end of year**
Roads	**$ 249,400**	$ -	$ 25,000	$ -	**$ 274,400**
Surveying	**17,202**				**17,202**
General Operations	**11,863,449**		1,684,527		**13,547,976**
Climate Change Reserve	**-**		353,500		**353,500**
Election	**-**		50,000		**50,000**
Open Space Strategic Plan	**264,337**		60,000		**324,337**
Employee Contingency	**674,310**		(299,493)		**374,817**
Depreciation Reserve	**1,763,477**		591,970		**2,355,447**
PACE - Clean Energy Financing	**(76,737)**		33,853		**(42,884)**
Restricted To Area Rates (Sewer)	**1,906,426**		62,347		**1,968,773**
Transit Study	**43,364**				**43,364**
LCLC Operating Reserve	**26,994**				**26,994**
Indian Path	**833**				**833**
Pro Kids	**46,813**		4,195		**51,008**
Hirtles Beach	**2,638**				**2,638**
CES-CEF	**144,270**		25,000		**169,270**
Safe Restart Grant	**810,418**		(360,530)		**449,888**
SNSMR Grant	**42,000**				**42,000**
	$ 17,779,195	$ -	$ 2,230,368	$ -	**$ 20,009,562**

21. Capital Reserve Details

	Balance, beginning of year	Interest	Net transfers from (to) other funds	Other	**Balance end of year**
Land development - Saw Pit	**$ 6,276**	$ -	$ -	$ -	**$ 6,276**
Landfill Site Closure	**849,618**	21,301	(12,042)		**858,878**
Land Sales	**77,508**		425,288		**502,796**
Recreation complex depreciation	**332,274**	8,331	(150,000)		**190,605**
Sherbrooke Lake	**200,000**				**200,000**
Trails	**6,245**				**6,245**
Lift station replacement	**537**				**537**
Canada Community Building Fund	**2,066,261**	25,591	(398,564)		**1,693,288**
Open space	**282,702**		93,593		**376,295**
User connection fees	**31,812**				**31,812**
Aerated Carts	**690**				**690**
District General Capital	**28,000**		15,918		**43,918**
	$ 3,881,923	$ 55,223	$ (25,806)	$ -	**$ 3,911,340**

DRAFT

Consolidated Schedule of Segment Disclosure
For the Year Ended March 31, 2022

22.

	Protective Services	Engineering Services & Streets & Roads	Environmental Health	Planning and Economic Development	Recreation, Cultural & Education	Administration and Other	Consolidated 2022	Consolidated 2021
Revenues								
Property taxes	$ 3,636,033	$ 139,491	$ 377,912	$ -	$ -	$ 19,288,905	**$ 23,442,341**	$ 22,217,433
Grants in lieu of taxes	-		-			250,619	**250,619**	203,872
Services provided to other governments	60,124	-	-	-	-	-	**60,124**	66,308
Other revenue from own sources	94,991	3,607	795,734	789,567	15,685	790,721	**2,490,305**	3,317,559
Unconditional transfers from other govts	-	-	-	-	-	93,940	**93,940**	90,670
Conditional transfers from other govts	-	18,160	1,393,114	80,611	506,675	2,288,242	**4,286,802**	4,430,967
	3,791,149	161,258	2,566,761	870,178	522,360	22,712,427	**30,624,133**	30,326,808
Expenditures								
Salaries, benefits & other personnel costs	536,008	451,270	1,880	906,914	1,304,153	2,122,365	**5,322,589**	5,046,379
Interest	-	-	1,016	13,923	50,525	4,049	**69,513**	119,915
Materials, outsources and other operating	221,531	1,203,897	3,090,650	1,711,755	1,318,765	2,184,519	**9,731,117**	9,424,512
Amortization	-	313,692	903,366	136,263	623,322	90,109	**2,066,752**	1,976,814
Utilities	66,359	161,895	101,672	-	242,044	36,501	**608,471**	553,596
Rents	1,712	-	-	660	-	-	**2,372**	1,409
Grants	231,529	-	19,870	-	-	888,110	**1,139,509**	783,684
Fire area rates	3,560,821	-	-	-	-	-	**3,560,821**	3,437,239
Policing and corrections	3,560,365	-	-	-	-	-	**3,560,365**	3,389,401
Contributions to boards and agencies	-	-	-	-	-	-	**-**	-
Reduced taxes	-	-	-	-	-	161,446	**161,446**	175,246
	8,178,324	2,130,754	4,118,453	2,769,515	3,538,810	5,487,099	**26,222,955**	24,908,195
Annual surplus (Deficit)	$ (4,387,175)	$ (1,969,496)	$ (1,551,692)	$ (1,899,338)	$ (3,016,450)	$ 17,225,328	**$ 4,401,178**	$ 5,418,613

23. Segmented Information

The Municipality of the District of Lunenburg (MODL) is a diversified municipal government that provides a wide range of services to its citizens. For management reporting purposes, the Government's operations and activities are organized and reported by Fund. Funds were created for the purpose of recording specific activities to attain certain objectives in accordance with special regulations, restrictions or limitations.

Municipal services are provided by departments and their activities are reported in these funds. Functional activities of certain departments have been separately disclosed in the segmented information to identify key areas of accountability:

(a) Protective Services

Police, Fire, Inspections, Animal Control and Regional Emergency Measures Services.

The Municipality's policing services are under contract to the Royal Canadian Mounted Police. Fire Services are provided by twenty-seven volunteer fire departments. A fire services coordinator is provided through the Municipal administration office. Regional Emergency Measures services are governed by a joint inter-municipal service agreement between MODL and the Municipality of the District of Chester, and the Towns of Mahone Bay, Bridgewater, and Lunenburg. The planning department manages certain areas of protective services such as building and fire inspections. This department ensures an acceptable quality of building construction and maintenance through enforcement of fire regulations and construction codes for the protection of occupants.

(b) Engineering Services, Streets and Roads

The Engineering department is responsible for the delivery of Municipal Public Works services related to the planning, development and maintenance of municipal roads, street lighting, solid waste collection and disposal, and waste water.

(c) Waste Management

The collection of residential waste is through an independent contractor. MODL operates the Lunenburg Regional Community Recycling Centre through an Inter-Municipal Joint Services agreement with the Towns of Bridgewater and Mahone Bay.

(d) Sewers

The District maintains wastewater collection and treatment systems located in New Germany, Hebbville, Conquerall Bank and Cookville.

DRAFT

23. Segmented Information (continued)

(e) Planning and Economic Development

The Planning department facilitates economic development by providing services for the approval of all land development plans, the application and enforcement of zoning by-laws, and the processing of building permit applications. MODL also maintains an industrial building and leases space to the Canadian Reserve – Canadian Engineering Squadron. The Economic Development department assists in the development of a long-term perspective and plans for economic development opportunities within MODL. In addition, debt costs associated with long term loans for infrastructure related to economic development are included in this section.

(f) Recreation, Culture & Tourism

The Recreation department provides services that contribute to neighborhood development and sustainability through the provision of recreation and leisure services as well as supporting tourism by managing the Visitor Information Centre. This department assists in the implementation of MODL's Open Space Strategy and facilitates recreational partnerships with other levels of government. This segment also includes external transfers to the South Shore Regional Library.

Certain allocation methodologies are employed in the preparation of segmented financial information. The General Operating fund reports on Municipal services that are funded primarily by taxation such as property and business tax revenues. Taxation and payments-in-lieu of taxes are apportioned to operating fund segment activities based on the segment's net operating deficit.

The accounting policies used in these segments are consistent with those followed in the preparation of the consolidated financial statements as disclosed in note 1.

24. Accumulated Surplus

	2022 Actual	2021 Actual
Operating fund (schedule 1)	**$ -**	$ -
Capital fund (schedule 2)	**40,576,992**	38,016,207
Reserve fund (schedule 3)	**23,920,902**	21,661,117
Municipal Joint Service Board (note 16)	**3,528,630**	3,528,630
LCMPCC (note 3d)	**14,109,522**	14,528,914
	$ 82,136,048	$ 77,734,868

DRAFT

25. Comparative Figures

Certain 2022 comparative figures have been reclassified to conform to the financial statement presentation adopted for 2022.

26. COVID -19

The outbreak of the novel strain of coronavirus, specifically identified as "COVID-19", has resulted in governments worldwide enacting emergency measures to combat the spread of the virus. These measures, which include the implementation of travel bans, self-imposed quarantine periods, social and physical distancing, have caused material disruption to businesses globally resulting in an economic slowdown. Global equity markets have experienced significant volatility and weakness. Governments and central banks have reacted with significant monetary and fiscal interventions designed to stabilize economic conditions. The duration and impact of the COVID-19 outbreak is unknown at this time, as is the efficacy of the government and central bank interventions. It is not possible to reliably estimate the length and severity of these developments and the impact on the financial results and condition of the Municipality in future periods

27. Subsequent Events

Osprey Village Water Reservoir

The Municipality was successful in securing an Investing in Canada Infrastructure grant for the water reservoir that will serve Osprey Village (note 11c) and signed the contribution agreement on May 31, 2022. The Municipality will build the water reservoir and turn it over to the Public Service Commission of Bridgewater Water Utility (PSC) once complete. The PSC has committed to contribute $2,905,000 to the project and received approval for this expenditure from the Nova Scotia Utility and Review Board on July 26, 2022.

DRAFT

Schedule of Operating Financial Position
Schedule 1
For the Year Ended March 31, 2022

	2022 Actual	2021 Actual
Financial Assets		
Cash and cash equivalents (note 4)	**$ 16,713,694**	$ 7,272,727
Taxes receivable (net of asset valuation allowances) (note 5)	**1,375,176**	1,352,491
Loan receivables (net of asset valuation allowances)	**65,462**	75,208
Due from other funds and consolidated entities	**(856,830)**	4,972,604
Other receivables (net of asset valuation allowances)	**549,500**	535,134
	17,847,002	14,208,165
Liabilities		
Accounts payable and accrued liabilities	**3,741,505**	2,502,204
Other liabilities		
Due to other funds and consolidated entities	**10,593,950**	8,770,054
Employee benefit obligations (note 13b)	**474,466**	458,505
Other liabilities	**3,205,704**	2,596,301
	18,015,626	14,327,064
Net Financial Assets	**(168,624)**	(118,899)
Non-Financial Assets		
Prepaid expenses	**168,624**	118,899
Accumulated Surplus	$ -	$ -

Municipality of the District of Lunenburg **A– 42**
Schedule of Operating Fund Financial Activities and change in Fund Balances
Schedule 1-1
For the Year Ended March 31, 2022

	2022		2021
	Budget	**Actual**	Actual
Revenues			
Assessable property taxes	$ 30,897,000	**$ 32,504,866**	$ 31,079,983
Expenditures as a reduction of tax revenue			
Appropriation to regional school board	(8,597,300)	**(8,598,029)**	(8,401,602)
Transfer to correctional services	(434,800)	**(430,124)**	(431,801)
Deficit of Regional Housing Authority	(35,000)	**(34,372)**	(29,148)
Net Assessable property taxes	21,829,900	23,442,341	22,217,433
Grants in lieu of taxes	224,600	**250,619**	203,872
Services provided to other governments	67,800	**60,124**	66,308
Other revenue from own sources	1,196,600	**1,366,859**	1,084,600
Unconditional transfers from other governments	88,300	**93,940**	90,670
Conditional transfers from other governments	135,900	**412,956**	1,608,589
Total Revenues	23,543,100	**25,626,840**	25,271,472
Expenditures			
General government services	5,985,300	**5,269,489**	4,493,167
Protective services	8,268,100	**8,178,324**	7,801,180
Transportation services	2,948,700	**1,817,062**	2,984,276
Environmental health services	3,162,850	**3,090,529**	3,034,556
Public health services	-	**-**	-
Environmental development services	2,819,900	**2,633,252**	1,376,468
Recreation and cultural services	2,434,850	**2,483,456**	2,096,767
Total Expenditures	25,619,700	**23,472,112**	21,786,414
Annual Operating Surplus	(2,076,600)	**2,154,728**	3,485,058
Financing and Transfers			
Debenture and term loan principal instalments	(640,000)	**(640,000)**	(2,224,847)
Transfers from (to) own reserves, fund and agencies	2,749,400	**1,192,549**	1,510,552
Change in Surplus after Financing & Transfers	32,800	**2,707,278**	2,770,763
Accumulated Surplus, Beginning of Year	-	**-**	-
Transfer Surplus to Operating Reserve	-	**(2,707,278)**	(2,770,763)
Accumulated Surplus, End of Year	$ 32,800	**$ -**	$ -

Schedule of Capital Fund Financial Position
Schedule 2
For the Year Ended March 31, 2022

	2022 Actual	2021 Actual
Financial Assets		
Cash	**$ -**	$ -
Receivables (net of asset valuation allowances)	**786,200**	1,458,736
Loan Receivables	**955,472**	802,402
Due from other funds	**919,247**	5,524,768
Assets held for resale	**80,971**	425,288
	2,741,890	8,211,194
Liabilities		
Bank overdraft	**137,907**	912,878
Payables	**578,391**	822,925
Due to other funds	**745,057**	4,972,604
Long-term debt (note 9a)	**-**	640,000
Other liabilities	**1,121,888**	1,106,103
	2,583,243	8,454,511
Net Financial Asset (Net Debt)	**158,646**	(243,317)
Non-Financial Assets		
Tangible capital assets (net of accumulated amortization) (note 10)	**40,418,346**	38,259,523
Net Assets	**$ 40,576,992**	$ 38,016,207

Municipality of the District of Lunenburg
Schedule of Capital Fund Financial Activities and Change in Fund Balances
Schedule 2-1
For the Year Ended March 31, 2022

	2022		2021
	Budget	**Actual**	Actual
Revenue			
Capital Contributions			
From federal and provincial governments	$ 2,080,800	**$ 1,448,796**	$ 1,578,779
Canada Community Building Fund (Gas Tax)	2,225,600	**2,288,242**	1,112,740
From other municipal governments	-	**-**	(190)
Sundry	100,000	**716,317**	1,925,332
Change in Riverport School Liability	-	**23,175**	-
Gain on sale of assets	-	**-**	10,593
Total Revenue	4,406,400	**4,476,530**	4,627,254
Expenditures			
Write off of assets	-	**127,501**	352,517
Transfer to LCCF Trust	-	**124,558**	376,571
Change in Landfill Closure Liability	-	**-**	-
	-	**252,059**	729,088
Annual Capital Surplus			
	4,406,400	**4,224,471**	3,898,166
Financing and Transfers			
Amortization	(850,000)	**(1,558,628)**	(1,470,502)
Loan payments from operating fund	640,000	**640,000**	2,224,847
Transfers from own reserves, funds	1,799,000	**(745,057)**	5,454,815
	1,589,000	**(1,663,686)**	6,209,161
Change in Fund Balance	5,995,400	**2,560,786**	10,107,327
Beginning Balance	38,016,207	**38,016,207**	27,908,880
Ending Balance	$ 44,011,607	**$ 40,576,992**	$ 38,016,207

Schedule of Reserve Fund Financial Position
Schedule 3
For the Year Ended March 31, 2022

	2022 Actual	2021 Actual
Financial assets		
Cash and cash equivalents (note 4)	**$ 13,001,773**	$ 18,741,780
Due from other funds	**14,427,858**	10,945,184
	27,429,631	29,686,963
Liabilities and Fund Balance		
Due to other funds	**3,508,726**	8,025,844
Net Financial Assets	**23,920,902**	21,661,117
Fund Balance		
Capital	**3,911,340**	3,881,922
Operating	**20,009,562**	17,779,195
	$ 23,920,902	$ 21,661,117

DRAFT

Municipality of the District of Lunenburg
Schedule of Reserve Fund Financial Activities and Change in Fund Balances
Schedule 3-1
For the Year Ended March 31, 2022

	Capital Reserve Actual	Operating Reserve Actual	**2022** Total Reserve Actual	2021 Actual
Revenue				
Interest on savings	$ 55,223	$ -	**$ 55,223**	$ 46,528
Total Revenue	55,223	-	**55,223**	46,528
Expenditures				
Municipalities & other	-	-	**-**	-
Annual Reserve Surplus	55,223	-	**55,223**	46,528
Financing and Transfers				
Transfers (from) to own				
Capital Fund & Operating Fund	(25,806)	(476,909)	**(502,715)**	(7,011,896)
Operating Surplus Transfer	-	2,707,278	**2,707,278**	2,770,763
	(25,806)	2,230,368	**2,204,562**	(4,241,133)
Change in Fund Balance	29,417	2,230,368	**2,259,785**	(4,194,605)
Beginning Balance	3,881,922	17,779,197	**21,661,117**	25,855,722
Ending Balance	$ 3,911,340	$ 20,009,562	**$ 23,920,902**	$ 21,661,117

Schedule of Tax Sale Account - Assets and Liabilities

	2022 Actual	2021 Actual
Financial Assets		
Cash and cash equivalents	**$ 2,137,600**	$ 1,666,267
Tax Sale Surplus Liability	**$ 2,137,600**	**$ 1,666,267**

Schedule of Tax Sale Operations

	2022 Actual	2021 Actual
Revenue		
Tax Sale Surplus funds received	**$ -**	$ -
Expenses		
Tax Sale Surplus payments	**471,333**	545,585
Change in Tax Sale Surplus	**471,333**	545,585
Beginning Tax Sale Surplus	**1,666,267**	1,120,681
Ending Tax Sale Surplus	**$ 2,137,600**	$ 1,666,267

MUNICIPALITY OF THE DISTRICT OF LUNENBURG

TRUST FUNDS

FINANCIAL STATEMENTS

MARCH 31, 2022

DRAFT

10 Allée Champlain Drive
Cookville, NS
B4V 9E4

Municipality of the District of Lunenburg
Trust Funds
Financial Statements
March 31, 2022

Independent Auditor's Report B-1a, 1b

Statement of Financial Position B2

Notes to Financial Statements B3-B5

DRAFT

Belliveau Veinotte Inc.
CHARTERED PROFESSIONAL ACCOUNTANTS
Member of The AC Group of Independent Accounting Firms

11 Dominion St
Bridgewater NS B4V 2J6
Canada

Tel: 902-543-4278
Fax: 902-543-1818
bridgewater@bvca.ca

www.bvca.ca

INDEPENDENT AUDITOR'S REPORT

To the Council of The Municipality of the District of Lunenburg Trust Fund

Opinion

We have audited the financial statements of The Municipality of the District of Lunenburg Trust Fund (the Trust), which comprise the statement of financial position as at March 31, 2022, and the statement of revenues and expenditures for the year then ended, and notes to the financial statements, including a summary of significant accounting policies.

In our opinion, the accompanying financial statements present fairly, in all material respects, the financial position of the Trust as at March 31, 2022, and the results of its operations and cash flows for the year then ended in accordance with Canadian accounting standards for not-for-profit organizations

Basis for Opinion

We conducted our audit in accordance with Canadian generally accepted auditing standards. Our responsibilities under those standards are further described in the *Auditor's Responsibilities for the Audit of the Financial Statements* section of our report. We are independent of the Trust in accordance with ethical requirements that are relevant to our audit of the financial statements in Canada, and we have fulfilled our other ethical responsibilities in accordance with these requirements. We believe that the audit evidence we have obtained is sufficient and appropriate to provide a basis for our opinion.

Responsibilities of Management and Those Charged with Governance for the Financial Statements

Management is responsible for the preparation and fair presentation of the financial statements in accordance with Canadian accounting standards for not-for-profit organizations, and for such internal control as management determines is necessary to enable the preparation of financial statements that are free from material misstatement, whether due to fraud or error.

In preparing the financial statements, management is responsible for assessing the Trust's ability to continue as a going concern, disclosing, as applicable, matters related to going concern and using the going concern basis of accounting unless management either intends to liquidate the Trust or to cease operations, or has no realistic alternative but to do so.

Those charged with governance are responsible for overseeing the Trust's financial reporting process.

Auditor's Responsibilities for the Audit of the Financial Statements

Our objectives are to obtain reasonable assurance about whether the financial statements as a whole are free from material misstatement, whether due to fraud or error, and to issue an auditor's report that includes our opinion. Reasonable assurance is a high level of assurance, but is not a guarantee that an audit conducted in accordance with Canadian generally accepted auditing standards will always detect a material misstatement when it exists. Misstatements can arise from fraud or error and are considered material if, individually or in the aggregate, they could reasonably be expected to influence the economic decisions of users taken on the basis of these financial statements.

Halifax Chester Bridgewater Liverpool Shelburne Barrington Passage

As part of an audit in accordance with Canadian generally accepted auditing standards, we exercise professional judgment and maintain professional skepticism throughout the audit. We also:

- Identify and assess the risks of material misstatement of the financial statements, whether due to fraud or error, design and perform audit procedures responsive to those risks, and obtain audit evidence that is sufficient and appropriate to provide a basis for our opinion. The risk of not detecting a material misstatement resulting from fraud is higher than for one resulting from error, as fraud may involve collusion, forgery, intentional omissions, misrepresentations, or the override of internal control.
- Obtain an understanding of internal control relevant to the audit in order to design audit procedures that are appropriate in the circumstances, but not for the purpose of expressing an opinion on the effectiveness of the Trust's internal control.
- Evaluate the appropriateness of accounting policies used and the reasonableness of accounting estimates and related disclosures made by management.
- Conclude on the appropriateness of management's use of the going concern basis of accounting and, based on the audit evidence obtained, whether a material uncertainty exists related to events or conditions that may cast significant doubt on the Trust's ability to continue as a going concern. If we conclude that a material uncertainty exists, we are required to draw attention in our auditor's report to the related disclosures in the financial statements or, if such disclosures are inadequate, to modify our opinion. Our conclusions are based on the audit evidence obtained up to the date of our auditor's report. However, future events or conditions may cause the Trust to cease to continue as a going concern.
- Evaluate the overall presentation, structure and content of the financial statements, including the disclosures, and whether the financial statements represent the underlying transactions and events in a manner that achieves fair presentation.

We communicate with those charged with governance regarding, among other matters, the planned scope and timing of the audit and significant audit findings, including any significant deficiencies in internal control that we identify during our audit.

Belliveau Veinotte Inc.

CHARTERED PROFESSIONAL ACCOUNTANTS

Bridgewater, Nova Scotia
September 20, 2022

Municipality of the District of Lunenburg **B-2**
Trust Funds
Statement of Financial Position
For the Year Ended March 31, 2022

	Burial Funds	School Lands	LCCF	March 31 **2022** **Actual**	2021 Actual
Assets					
Cash	$ 3,044	$ 26,227	$ 885,347	**914,618**	$ 532,407
Due from the District of Lunenburg	75	650	146,238	**146,964**	382,505
	$ 3,119	$ 26,877	$1,031,586	**$1,061,582**	$ 914,912
Liabilities					
Due to the District of Lunenburg	$ -	$ 650	$ 31,586	**$ 32,236**	9,905
Accounts payable - schools	-		-	**-**	295
Reserves					
Trust funds reserves	3,119	26,227	1,000,000	**1,029,346**	904,713
Reserves and Liabilities	$ 3,119	$ 26,877	$1,031,586	**$1,061,582**	$ 914,912

Reserves Detail	(note 3) Burial Funds	(note 4) School Lands	(note 5) LCCF	Year Ended March 31 **2022** **Actual**	2021 Actual
Balance, beginning of year	$ 3,044	$ 26,227	$ 875,442	**$ 904,713**	$ 528,108
Interest received on trust accounts	75	650	21,681	**22,406**	5,934
Funds received in trust	-	-	124,558	**124,558**	376,571
	3,119	26,877	1,021,681	**1,051,676**	910,613
Trust expenses	-	650	21,681	**22,331**	5,901
	-	650	21,681	**22,331**	5,901
Balance, end of year	$ 3,119	$ 26,227	$1,000,000	**$1,029,346**	$ 904,713

On behalf of the Municipality of the District of Lunenburg

_____ Mayor _____ CAO

1. Purpose of Trust

Trusts under administration by the Municipality of the District of Lunenburg.

2. Significant accounting policies

Basis of presentation
The Trust's financial statements are prepared in accordance with Canadian accounting standards for not-for-profit organizations.

Accounting estimates
The preparation of financial statements requires management to make estimates and assumptions that affect the amounts recorded in the financial statements and notes to financial statements. These estimates are based on management's best knowledge of current events and actions that the Trust may undertake in the future. Actual results may differ from these estimates.

Financial assets and liabilities
Initial measurement
Upon initial measurement, the Trust's financial assets and liabilities are measured at fair value, which, in the case of financial assets or financial liabilities that will be measured subsequently at amortized cost, is increased or decreased by the amount of the related financing fees and transaction costs.

Subsequent measurement
At each reporting date, the Trust measures its financial assets and liabilities at amortized cost (including any impairment in the case of financial assets). With respect to financial assets measured at amortized cost, the Trust assesses whether there are any indications of impairment. When there is an indication of impairment, and if the Trust determines that during the year there was a significant adverse change in the expected timing or amount of future cash flows from the financial asset, it will then recognize a reduction as an impairment loss in operations. The reversal of a previously recognized impairment loss on a financial asset measured at amortized cost is recognized in operations in the year the reversal occurs.

COVID-19
The outbreak of the novel strain of coronavirus, specifically identified as “COVID-19”, has resulted in governments worldwide enacting emergency measures to combat the spread of the virus. These measures, which include the implementation of travel bans, self-imposed quarantine periods, social and physical distancing, have caused material disruption to businesses globally resulting in an economic slowdown. Global equity markets have experienced significant volatility and weakness. Governments and central banks have reacted with significant monetary and fiscal interventions designed to stabilize economic conditions. The duration and impact of the COVID-19 outbreak is unknown at this time, as is the efficacy of the government and central bank interventions. It is not possible to reliably estimate the length and severity of these developments and the impact on the financial results and condition of the Municipality in future periods.

DRAFT

Revenue recognition

Contributions
The Trust follows the deferral method of accounting for contributions. Under this method, contributions restricted for future period expenses are deferred and are recognized as revenue in the year in which the related expenses are incurred. Unrestricted contributions are recognized as revenue when received or receivable if the amount to be received can be reasonably estimated and collection is reasonably assured.

Interest income
Investment transactions are recorded on the transaction date and resulting revenues are recognized using the accrual method of accounting. Interest income is recognized on a time apportionment basis.

3. **Burial Funds**

	2022 Actual	2021 Actual
Distribution of funds		
Conrad, Ray	**$ 1,778**	$ 1,735
Smith, Everette	**823**	803
Wagner, Willis	**519**	506
	$ 3,120	$ 3,044

4. School Lands

The Municipality of the District of Lunenburg is holding in trust a total of $26,227 which represents the Municipality's interest. The interest earned annually is held for distribution of funds to pay for book purchases for New Germany Rural High School and Park View Education Centre.

DRAFT

5. Lunenburg County Community Fund

The Municipality of the District of Lunenburg (MODL) is holding a trust fund in the amount of $1,000,000 for the Lunenburg County Community Fund (LCCF). The LCCF committed $1,000,000 towards the cost of the LaHave River Straight Pipe Replacement Program. As per a Memorandum of Understanding between MODL and the LCCF, homeowner payments made under the program were transferred to a Trust Fund. This Trust Fund can be used towards other mutually agreed upon projects.

	2022 Actual	2021 Actual
Balance, beginning of year	**$ 875,442**	$ 498,871
Homeowner payments	**124,558**	376,571
Balance, end of year	**$ 1,000,000**	$ 875,442

DRAFT

Council
Item: #10.2
Date: September 27, 2022
Authorization: T. MacEwan

Municipality of the District of Lunenburg

10 Allée Champlain Drive, Cookville, Nova Scotia, Canada, B4V 9E4
Phone: 902.543.8181 Fax: 902.543.7123 Web Site: www.modl.ca

September 20, 2022

To Her Worship, Mayor Bolivar-Getson, and Councillors
of the Municipality of the District of Lunenburg

Dear Mayor and Councillors:

The Policy & Strategy Committee, in session on Tuesday, September 20, 2022, made the following recommendations to Council:

1. That Municipal Council approve the proposed MODL Policy 095 Asset Retirement Obligations, as presented, and hereby gives seven (7) days' notice of its intention to approve the new Policy MODL 095 at the September 27, 2022, Council meeting.

Respectfully submitted,

Chairperson and Members
Policy & Strategy Committee

/jp

Council
Item: 10.2.1
Date: September 27, 2022
Authorization: T. MacEwan

Municipality of the District of Lunenburg

Request for Decision

Report to:	**Policy and Strategy Committee**
Submitted by:	**Elana Wentzell, Director of Finance**
Date:	**September 20, 2022**
Re:	**New Policy – Asset Retirement Obligations Policy 095**

Recommendation

That the Policy and Strategy Committee recommend that Municipal Council approve the proposed MODL Policy 095 Asset Retirement Obligations and hereby gives seven (7) days' notice of its intention to approve the proposed amendments to MODL Policy 095 at the September 27, 2022 Council meeting.

Executive summary

The Public Sector Accounting Board has approved a new accounting standard PS3280 for all government entities called Asset Retirement Obligations (ARO). The standard must be applied by all public sector entities who prepare their financial statements under PSAB, including all Canadian municipalities. This new standard is effective for all financial statements with a fiscal year ending after April 1, 2022.

PS3280 requires that all assets are scoped to make a determination on whether a legal obligation exists when the asset is eventually retired (i.e., permanently removed from service). Once that obligation is determined, a liability must be set up and accounted for over the expected life of the asset. Repairs and maintenance costs are not included in this scope. The most common obligations include buildings that may contain asbestos, landfills, underground fuel storage tanks, and sewage and water treatment facilities.

The first step is to create a policy as a guideline for implementation of the new standard.

Once the policy is approved, Finance and Engineering staff will work together to implement the new standard.

Discussion

The Municipality is required to implement PS 3280. A policy will ensure that the standard is applied consistently. The enclosed policy was drafted based on a sample policy and meets the requirements of the standard.

The biggest areas of impact include buildings with asbestos, hazardous wastes, underground fuel storage tank removal, septic tanks, wastewater and sewage treatment facilities, and landfills. MODL will most likely see asbestos removal as its biggest obligation – there are no longer any underground fuel storage tanks at municipally owned facilities, and there are no plans to permanently close any wastewater treatment facilities, however environmental permits may require consideration.

Budget implications

Many of existing municipal assets have already been evaluated by the Engineering Department and/or consultants; those reports will be key in making a determination of ARO's. To date, there are reports on Centre School and the Riverport school site. The Riverport site is already cleaned to an environmental standard. Buildings at the MARC and Wile's Lake will most likely need to be assessed. A budget of up to $50,000 may be required to perform these assessments.

Work plan

The project will be led by the Director of Finance with help from the Engineering and Public Works Department as well as consultants that may need to assess the amount of asbestos that may be contained in buildings at Wile's Lake and the MARC.

Alternatives

It is best practice to have a policy so the accounting standard can be consistently applied and easily audited. The alternative is to not develop a policy. Staff would then have to rely on internal procedures for implementation.

Conclusion

Staff recommend that Policy 095 Asset Retirement Obligations be recommended to Municipal Council for approval.

Report Preparation	
Department	Finance
Report Prepared by	Elana Wentzell
Report Approved by	
Date Reviewed by C.A.O.	

Municipality of the District of Lunenburg

Policy Details	
Name	**Asset Retirement Obligations Policy**
Number	**095**
Legislative Authority	**Public Sector Accounting Board, Handbook, section PS 3280**
Effective Date	September 20, 2022

1 PURPOSE

(1) The objective of this Policy is to stipulate the accounting treatment for asset retirement obligations (ARO) so that users of the financial report can discern information about these assets, and their end-of-life obligations. The principal issues in accounting for ARO's is the recognition and measurement of these obligations.

2 DEFINITIONS

(1) **Accretion expense** is the increase in the carrying amount of a liability for asset retirement obligations due to the passage of time.

(2) **Asset retirement activities** include all activities related to an asset retirement obligation. These may include, but are not limited to:

a) decommissioning or dismantling a tangible capital asset that was acquired, constructed, developed, or leased;
b) remediation of contamination of a tangible capital asset created by its normal use;
c) post-retirement activities such as monitoring; and constructing other tangible capital assets to perform post-retirement activities.

(3) **Asset retirement cost** is the estimated amount required to retire a tangible capital asset.

(4) **Asset retirement obligation** is a legal obligation associated with the retirement of a tangible capital asset.

(5) **Retirement of a tangible capital asset** is the permanent removal of a tangible capital asset from service. This term encompasses sale, abandonment, or disposal in some other manner but not its temporary idling.

(6) **Tangible Capital Assets** are non-financial assets, which have physical substance and which:

a) are held for use in the production or supply of goods and services, for rental to others, for administrative purposes or for the development, construction, maintenance or repair of other tangible capital assets;
b) have economic useful lives extending beyond an accounting period;
c) are used on a continuing basis;
d) are not intended for sale in the ordinary course of operations**.**

See Tangible Capital Assets Policy 047 for more information.

3 APPLICATIONS

(1) This Policy applies to all departments, branches, boards and agencies falling within the reporting entity of the Municipality of the District of Lunenburg (MODL), that possess asset retirement obligations including:

a) Assets with legal title held by MODL
b) Assets controlled by MODL
c) Assets that have not been capitalized or recorded as a tangible capital asset for financial statement purposes

(2) Existing laws and regulations require public sector entities to take specific actions to retire certain tangible capital assets at the end of their useful lives. This includes activities such as removal of asbestos, retirement of landfills. Other obligations to retire tangible capital assets may arise from contracts or court judgments, or lease arrangements.

(3) The legal obligation, including obligations created by promises made without formal consideration, associated with retirement of tangible capital assets controlled by MODL, will be recognized as liability in the books of MODL, in accordance with PS3280 which MODL will be adopting starting April 1, 2022.

(4) Asset retirement obligations result from acquisition, construction, development or normal use of the asset. These obligations are predictable, likely to occur and unavoidable. Asset retirement obligations are separate and distinct from contaminated site liabilities. The liability for contaminated sites is normally resulting from unexpected contamination exceeding the environmental standards. Asset retirement obligations are not necessarily associated with contamination.

4 PROCEDURES

(1) Recognition

a) A liability should be recognized when, as at the financial reporting date:

i there is a legal obligation to incur retirement costs in relation to a tangible capital asset;
ii the past transaction or event giving rise to the liability has occurred;
iii it is expected that future economic benefits will be given up; and
iv a reasonable estimate of the amount can be made.

b) A liability for an asset retirement obligation cannot be recognized unless all the criteria above are satisfied.

c) The estimate of the liability would be based on requirements in existing agreements, contracts, legislation or legally enforceable obligations, and technology expected to be used in asset retirement activities.

d) The estimate of a liability should include costs directly attributable to asset retirement activities. Costs would include post-retirement operation, maintenance and monitoring that are an integral part of the retirement of the tangible capital asset.

e) Directly attributable costs would include, but are not limited to, payroll and benefits, equipment and facilities, materials, legal and other professional fees, and overhead costs directly attributable to the asset retirement activity.

f) Upon initial recognition of a liability for an asset retirement obligation, MODL will recognize an asset retirement cost by increasing the carrying amount of the related tangible capital asset (or a component thereof) by the same amount as the liability. Where the obligation relates to an asset which is no longer in service, and not providing economic benefit, or to an item not recorded by MODL as an asset, the obligation is expensed upon recognition.

g) The capitalization thresholds applicable to the different asset categories will also be applied to the asset retirement obligations to be recognized within each of those asset categories.

(2) **Subsequent Measurement**

a) The asset retirement costs will be allocated to accretion expense in a rational and systemic manner (straight-line method) over the useful life of the tangible capital asset or a component of the asset.

b) On an annual basis, the existing asset retirement obligations will be assessed for any changes in expected cost, term to retirement, or any other changes that may

impact the estimated obligation. In addition, any new obligations identified will also be assessed.

(3) **Presentation and Disclosure**

a) The liability for asset retirement obligations will be disclosed.

5 RESPONSIBILITIES

(1) **Departments**

Departments are required to:

a) Communicate with Finance on retirement obligations, and any changes in asset condition or retirement timelines.
b) Assist in the preparation of cost estimates for retirement obligations.
c) Inform Finance of any legal or contractual obligations at inception of any such obligation.

(2) **Finance**

Finance is responsible for the development of and adherence to policies for the accounting and reporting of asset retirement obligations in accordance with Public Sector Accounting Board section 3280. This includes responsibility for:

a) Reporting asset retirement obligations in the financial statements of MODL and other statutory financial documents
b) Monitoring the application of this Policy
c) Managing processes within the accounting system
d) Investigating issues and working with asset owners to resolve issues.

Appendix A

Decision Tree – Scope of applicability

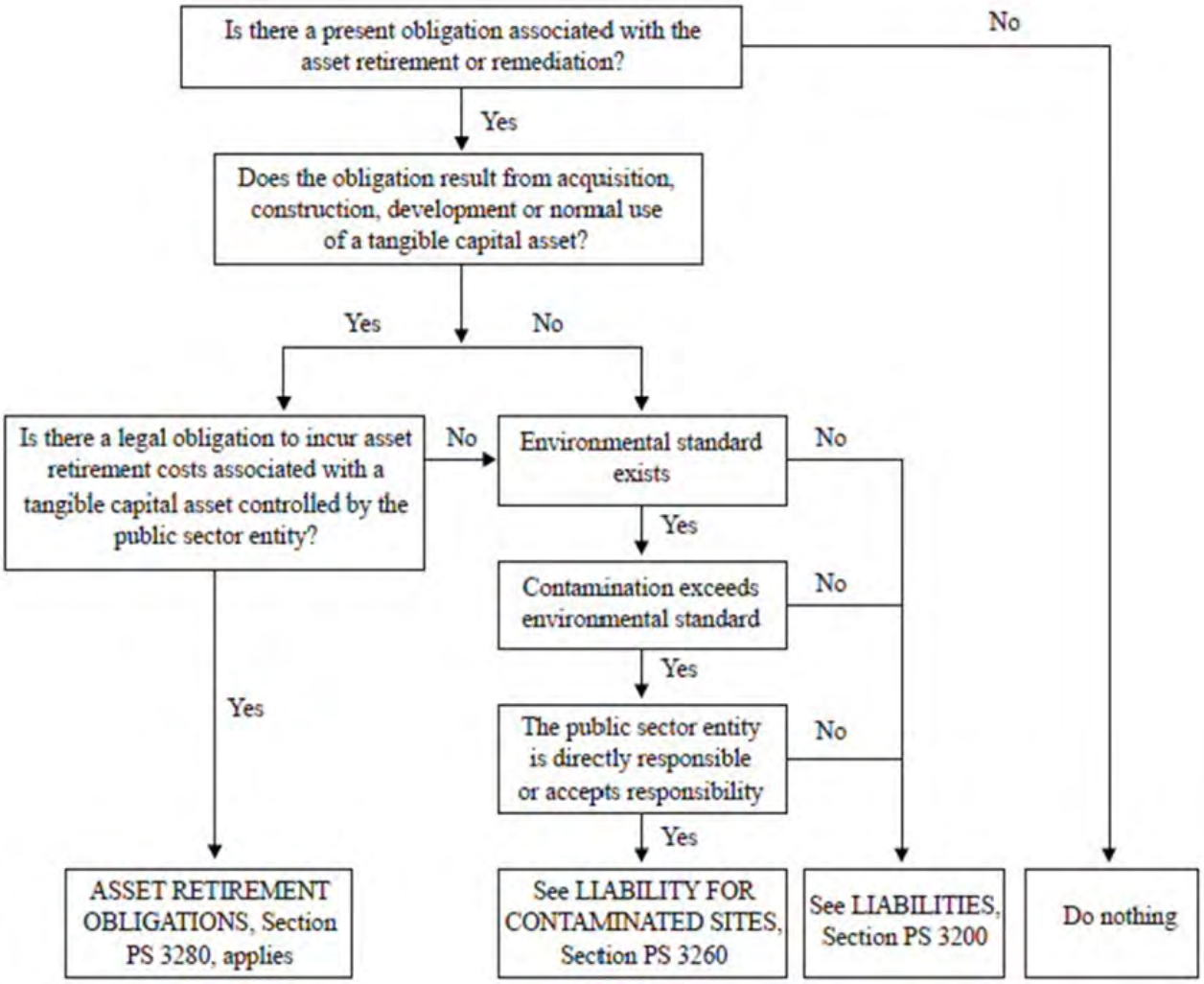

Figure 1 Decision Tree from PS3280 for determination of Asset Retirement Obligations

Policy Adoption	
Date of Original Passage	
Date of Notice of Intent to Amend/Repeal	September XX 2022
Date of Council Approval	September XX 2022
Date of Effective Date	April 1, 2023
I certify that this Policy 095 was adopted by Municipal Council as indicated above.	
Signature of Municipal Clerk	**Date**

Version	Amendment Description	Approval Date
Original V1		
V2		

Council
Item: #11.1.1
Date: September 27, 2022
Authorization: T. MacEwan

Memorandum

To: **Municipal Council**

From: **Jeff Merrill, MCIP, LPP, Director of Planning & Development Services**

Date: **September 27, 2022**

Re: **Request to amend Senior Wheels grant**

At Council's July 26, 2022 meeting Council passed the following motion

That Municipal Council grant $30,000 plus HST and delivery charges to Senior Wheels for the purchase of a used accessible vehicle for the purpose of expanding transportation services in MODL.

Staff has received a request from Senior Wheels asking if the requirement for the vehicle to be "accessible" can be removed from the grant, see attached e-mail. Jerome Tanner, Chair of Senior Wheels will attend the Council to answer any question Council may have.

If Council would like to remove the requirement for the vehicle to be "accessible" council would need to first vote on and approve a motion to amend the July 26th motion. If the motion to amend is defeated the original July 26th motion stands. If Council approves the motion to amend a second motion would be required approving the amended wording of the motion. Draft motions for Council's consideration are below.

Motion to amend July 26th motion
That the motion previously approved by Council on July 26, 2022, motion number 2022-129, which stated that council accept the recommendation of the Internal Transportation Committee: That Municipal Council grant $30,000 plus HST and delivery charges to Senior Wheels for the purchase of a used accessible vehicle for the purpose of expanding transportation services in MODL, be amended by striking out the word "accessible" before the word "vehicle".

Motion to approve amended motion
That Municipal Council grant $30,000 plus HST and delivery charges to Senior Wheels for the purchase of a used vehicle for the purpose of expanding transportation services in MODL.

Memorandum Preparation	
Department	Planning & Development Services
Memorandum Prepared by	Jeff Merrill, Director
Memorandum Approved by	
Date Reviewed by C.A.O.	

From: Jerome Tanner
To: Jeff Merrill
Subject: Re: Senior Wheels (Lunenburg County Wheels)
Date: Saturday, September 17, 2022 5:44:40 PM
Attachments: image001.png

Jeff,

We have found a vehicle that we would like to buy with MODL funds but it is not accessible.Accessible used vans are very difficult to find .The van we are looking at is a 2019 Dodge Grand Caravan At Saunders Motors with 34000 km.The motion from MODL says the money is for only an accessible van.Can we get approval to buy a non accessible van. I would like to take it to our Board meeting on Wednesday.

Thanks,
Jerome Tanner

On Aug 25, 2022, at 9:46 AM, Jeff Merrill <Jeff.Merrill@modl.ca> wrote:

Hi Jerome,

Here's a copy of the motion Council passed at their July 26, 2022 meeting:

> **That Municipal Council grant $30,000 plus HST and delivery charges to Senior Wheels for the purchase of a used accessible vehicle for the purpose of expanding transportation services in MODL.**

Please let me know when you start the search for a vehicle and we can advance funds for a deposit if needed (We'll need 2-3 days to get a check processed.) Once a quote has been received we can send a cheque for the final cost.

Regards,

Jeff

Jeff Merrill, MCIP, LPP (he/him)
Director
Planning & Development Services
Municipality of the District of Lunenburg
10 Allée Champlain Drive |Cookville NS | B4V 9E4
Office: (902) 541-1340 |Cell: (902) 521-0925

Clean Energy Financing

My office hours are Tuesday-Friday, 8:00am – 5:15pm

From: Chris Pelham < >
Sent: Monday, August 22, 2022 7:24 AM
To: Jeff Merrill <Jeff.Merrill@modl.ca>
Cc:
Subject: Senior Wheels (Lunenburg County Wheels)

CAUTION: This email originated from an external sender.

Good Morning Jeff:
At the last board meeting the attached go forward strategy was adopted in principle and we have been instructed to move forward with more detailed planning for implementation.

The board is actively investigating the purchase of a second vehicle. If you have not already done so, would you communicate the approved motion of council regarding financial support to Jerome Tanner who is now the chair. His email is and he is copied on this email

Cheers

Chris

Chris Pelham (He/Him)

www.thirdsectorenhancement.com
<image003.png>

Council
Item: #11.2.1
Date: September 27, 2022
Authorization: T. MacEwan

Municipality of the District of Lunenburg

Report to Council

Report To:	**Municipal Council**
Submitted By:	**Tissy Bolivar, Program Coordinator**
Date:	**September 27, 2022**
Re:	**Sponsorship Ad Grant: Bridgewater Triathlon Club: Annual Oregan's Subaru Riverport Duathlon**

Recommendation

That Municipal Council approve the sponsorship ad request of the **Bridgewater Triathlon Club** for **The Annual Oregan's Subaru Riverport Duathlon** for **$250**, for their event taking place **October 1, 2022.**

Executive Summary

Last year, the Bridgewater Triathlon Club was successful in hosting the only multi-sport event to take place in Nova Scotia during the pandemic. The club has made plans for the different phases of restrictions as they may be on race day and are confident there are many traditional aspects of the annual event that will be returning – including a post-race meal (or take-out option) and medal ceremony. This is the 18th annual event which allows them to raise funds for local charities.

Background

The Bridgewater Triathlon Club is pleased that plans are underway to host the 18th Annual *O'Regan's Subaru Riverport Duathlon Classic* on October 1, 2022! Race participants, their supporters and spectators will converge on the streets of Riverport and the surrounding communities for this year's annual family friendly run/bike/run multisport event.

The Bridgewater Triathlon Club has as its principal objective to support and promote healthy lifestyles for all ages through recreational and competitive multisport. They partner with many Lunenburg and Queens County agencies, such as the Lunenburg County Lifestyle Centre, Bridgewater Parks and Recreation Department, Municipality of the District of Lunenburg, and various of the region's Rails to Trails community groups, to advance this objective. This year, they are pleased to partner once again with the local kids Jumpstart Program. As a volunteer

organization, the Bridgewater Triathlon Club is proud to donate a large portion of the after-expenses budget from the *O'Regan's Subaru Riverport Duathlon*. They hope to raise $1,000 again in 2022 for this important charity supporting kids' sports programs in our community.

As a **sponsor at $250,** you will be going the distance as:

1. Have your Logo and/or company name on event T-shirts
2. Promotion of sponsorship in social media posts leading up to and following the event

We have sponsored this event the past 4 years for $250.

Budget Implication

The Sponsorship Ad Grant budget is $6,000. To date, $1,540 has been awarded.

Alternatives

Not to award a Sponsorship Ad Grant to the Bridgewater Triathlon Club for The Annual Oregan's Subaru Riverport Duathlon.

Conclusion

The application put forward by the Bridgewater Triathlon Club meets required criteria for the Sponsorship Ad Grant and it is recommended by staff to approve the request of $250 towards their Annual Oregan's Subaru Riverport Duathlon.

Department: Recreation

Report Prepared By: Tissy Bolivar Date: September 15, 2022

Report Approved By: Trudy Payne Date: September 15, 2022

Reviewed By CAO: Date:

Council
Item: #11.2.2
Date: September 27, 2022
Authorization: T. MacEwan

Municipality of the District of Lunenburg

Report to Council

To: **Municipality of the District of Lunenburg Council**

From: **Trudy Payne, Director of Recreation, Parks and Tourism**

Date: **September 27, 2022**

Re: **Designated Community Fund Project – Friends of Cherry Hill Old Community Cemetery**

Recommended Motion

That the Municipality of the District of Lunenburg grant the Friends of Cherry Hill Old Community Cemetery $240.00 as per the criteria outlined in the Designated Community Project Fund Policy – MDL-48.

Background

Friends of Cherry Hill Old Community Cemetery are raising capital funds to cover costs to restore, preserve and maintain the Cherry Hill Old Community Cemetery. Recently, there were two donations totalling $250.00. The amount of $240.00 is being recommended as $10.00 ($5.00 per contribution) will be retained by MODL for administrative charges as per Policy MDL-48.

Budget Implications

There would be no implications to the budget.

Alternatives

The alternative would be to not issue the Friends of Cherry Hill Old Community Cemetery this grant.

Conclusion

The Designated Community Project Fund was developed and approved by MODL to aid non-profit groups in raising capital funds for projects.

Council
Item: #11.2.3
Date: September 27, 2022
Authorization: T. MacEwan

Municipality of the District of Lunenburg

Report to Council

Report To:	**Mayor and Council**
Submitted By:	**Ruth, Tourism & Event Development Officer**
Date:	**September 27, 2022**
Re:	**Para Hockey Cup: Funding Request**

Recommendation

That Council approves the Lunenburg County Lifestyle Centre's (LCLC) request for funding to support the Para Hockey Cup (PHC) in the amount of $7,500.

Executive Summary

The PHC event is taking place at the LCLC from November 27th to December 3rd, 2022. This 4-team event is comprised of Team Canada, USA, Czech and Italy. The LCLC has requested financial assistance in the amount of $7,500 to support the event see **Attachment 1-Para Cup Municipal Funding Request 2022.**

Background

In 2016, the LCLC hosted the World Sledge Hockey Challenge comprised of Team Canada, USA, Russia, and South Korea. The event took place from January 17th -23 and drew 10,000 spectators. It is estimated that the event generated $930,000 in economic activity for the Province of Nova Scotia, $596,000 of which occurred in Bridgewater. Building upon the success of the 2016 World Sledge Hockey Challenge it is anticipated that the 2022 PHC will draw in more spectators and have an even larger economic impact.

The upcoming 2022 PHC will attract fans from Lunenburg County and beyond. An event of this nature has a positive economic impact for the area, with money infused into the local economy through accommodations, meals, and shops. In addition to the economic impact, the event will create a memorable hockey experience for community members

of varying age groups and backgrounds. A host committee along with approximately 112 volunteers will work in collaboration to ensure that the Para Hockey Cup is a success.

The projected cost of the event is $186,400 and the project revenue is $186,400. **See Attachment 2-2022 Para Hockey Cup Revenue & Expenses** for a list funding partners and the projected revenues and expenses.

The LCLC has requested funding from other municipal units, see Table 1 for a complete list of the municipal unit, the amount requested, the amount approved, or if they have yet to deal with the request.

Table 1.

Municipal Unit	Funding Requested	Funding Approved
Town of Mahone Bay	$750	$500
Town of Lunenburg	$2,000	$1,000
District of Chester	$5,000	No decision yet
Town of Bridgewater	$5,000	Goes before council Sept. 26th
District of Lunenburg	$7,500	Goes before council Sept. 27th

The Events Promotion Grant is to assist in supporting large-scale events that can demonstrate a net economic impact to the area. The funding request from the LCLC meets the eligibility criteria for the Events Promotion Grant. See **Attachment 3-Events Promotion Grant** for the grant eligibility criteria.

Budget Implication

The Events Promotion Grant has a budget of $12,500 with $0 spent to date.

Alternatives

1. Not award funding to the LCLC

2. Award a different amount than what is recommended

Conclusion

The Lunenburg County Lifestyle Centre meets the eligibility criteria for the Events Promotion Grant, and it is the recommendation of staff to award them the $7,500 as per their funding request.

Attachments

1. Para Cup Municipal Funding request 2022

2. 2022 Para Hockey Cup Revenue & Expenses

3. Events Promotion Grant

Report Preparation	
Department	Recreation, Parks & Tourism
Report Prepared by	Ruth Wawin September 20, 2022
Report Approved by	
Date Reviewed by C.A.O.	

LUNENBURG COUNTY MULTI-PURPOSE CENTRE CORPORATION
135 North Park St
Bridgewater NS B4V 9B3
Ph: (902) 530-4100 Fx: (902) 530-3733
www.lclc.ca

June 3, 2022

To: Lunenburg County Partner Municipalities

RE: 2022 Canadian Tire Para Hockey Cup Championships New Dates

After having the Canadian Tire Para Hockey Cup postponed for two years due to Covid, The Lunenburg County Lifestyle Centre has received confirmation that the event will be going forward in Bridgewater November 27 to December 3rd 2022.

The community building and economic benefits of this international event are significant and we kindly request your support in bringing it back to our region.

The amounts requested are:

Town of Mahone Bay - $750
Town of Lunenburg - $2,000
District of Chester - $5,000
Town of Bridgewater - $5,000
District of Lunenburg - $7,500

The Host Committee thanks you in advance for your positive consideration of our application and encourage any questions be directed to me at the email listed below.

Kind Regards,

Kent Walsh

General Manager
Lunenburg County Multi-Purpose Centre Corporation
135 North Park St Bridgewater NS B4V 9B3
(902) 530-4101 Kent.Walsh@lclc.ca

2022 Canadian Tire Para Hockey Cup

Revenue

Province of Nova Scotia	$20,000
Hockey Canada	$20,000
ACOA	$55,000
Municipal Contributions	$17,500
Sponsorship	$16,000
Sponsorship Inkind	
50/50	$8,000
Merchandise	$8,000
Donations	
Ticket Sales	$40,000
Transportation	
Other	
Hockey Canada Medical	$1,900
Total	$186,400

Expenses

Bank Charges	
Facilty Expenses	$34,000
Laundry/Towels/Services	$2,000
Pre game snacks	$2,000
50/50 Expenses	$1,400
Hospitality	$8,000
Marketing	$22,000
Transportation Ground	$65,000
Onsite EMS/Medical	$4,000
Merchandise cost	$5,000
Legacy, Learning & Leadership	$15,000
Admin Support	$3,000
Ticket Sales Credit Card fees Miscellanous/	$5,000
contingency	$15,000
Officials	$5,000
Total	$186,400

Schedule N
EVENTS PROMOTION

The Municipality of the District of Lunenburg offers an EVENTS PROMOTION GRANT to assist Not for Profit organizations in hosting and/or delivering Events within or in close proximity to the District.

Grant Purpose:

- The primary purpose of the EVENTS PROMOTION GRANT is to attract new large-scale events to the area that demonstrate a net Economic Impact to the District of Lunenburg.
- Existing Events may apply to the EVENT PROMOTION GRANT but they must demonstrate how the funds will allow the event to expand, increase the economic impact to the area and attract new visitation to the area.

Funding Use

- An event that will attract participants and spectators from the District and beyond.

Eligibility

- Only not-for-profit organizations are eligible for funding.
- Events can be within or in close proximity to the District.
- New events must demonstrate true economic impact to the District.
- Existing events must demonstrate how the funds will allow the event to expand, increase the economic impact and attract new visitors.
- Applicants must demonstrate the need for financial assistance.
- Council must deem the event to be within its mandate.
- Applicants must demonstrate that the project contributes to the community and can be completed within the timeline indicated.
- Applicants are eligible to receive this grant once in a fiscal year for the same event.
- An applicant may apply more than once within the same fiscal year, provided that the applications are not for the same event.
- Applicants must agree to recognize the Municipality of the District of Lunenburg for its contribution (e.g. logo, banner, public announcement, sign).
- Applicants are not eligible to receive additional Municipal funding for the same event. (Oct. 23, 2018)

Procedures

- A completed, signed application form is required.
- Applicants must submit a proposed program budget, including total revenues from all sources.
- Applicants must include a profile of the organization, including the people/community to be served by the event and explain how the event will be of benefit to the community.
- Applicants will need to include how the event provides economic impact to the District.
- Applications not to exceed $2,500 will be approved by the Economic Development Officer and notification sent to Council.
- Applications greater than $2,500 will be reviewed by the Finance Committee and a recommendation will be forwarded to Municipal Council for approval. (Oct. 23, 2018)
- Applications will be handled on a first come first serve basis.

- Applicants must recognize the Municipality of the District of Lunenburg as a participating sponsor (e.g. logos, brochures, programs, advertisements).

Funding

- Applicants are eligible for up to one third (1/3) of the total cost of the project to a maximum of $20,000.
- Upon approval of a grant, the recipient can request 75% of the grant upon project start. The final 25% is available upon proof that the project is complete with a final report and budget.
- The grant may be issued in advance with sufficient documentation.

(amended July 25, 2017)

EVENTS PROMOTION GRANT

APPLICATION FORM

Please complete and return to District of Lunenburg Economic Development Department, one (1) to two (2) months prior to anticipated start date.

Name of Organization applying

Contact Person | Position

Mailing Address

Business telephone | Home telephone | Email | Website

Event name and date(s)

Geographic location of event and facilities to be used (please use civic address)

Expected number of participants _____ and spectators _____

Describe the event

Describe the benefits of the event to the local community

Describe any partnership with local organizations

Attached proposed budget itemizing revenues and expenses.

Municipal funding requested

Total Amount Requested

The undersigned agree and understand that this event will be open to the general public.

I certify that, to the best of my knowledge, the information provided in this grant application is accurate and complete and that the project is endorsed by the organization which I represent.

Name (Print)

Signed

Position

(Chair, Vice Chair, Secretary or Treasurer) Date

Mailing Address

Telephone

E-mail Address (if applicable)

**** Attach any additional supportive information****

Return to: District of Lunenburg, Economic Development Department
10 Allée Champlain Drive
Cookville, NS B4V 9E4

Fax: (902) 543-7123

For information: (902) 521-5945 email dave.waters@modl.ca