

Police Advisory Board Meeting AGENDA

Wednesday July 27, 2022 – 9:00 a.m.

1. **Call to Order**
2. **Approval of Agenda** (as circulated)
3. **Approval of Notes – April 27, 2022**
4. **Business Arising from the Minutes**
 - 4.1 Speed Trailer (verbal update)
 - 4.2 Budget for Speed Radar Signs (verbal update)
 - 4.3 RCMP Satellite Office, New Germany (verbal update from S/Sgt Whalen)
 - 4.4 Speed Radar Sign Data 1-8
 - 4.5 Ministerial Appointment to the Board..... 9-10
 - 4.6 Board Membership Communication to the Public (verbal update)
 - 4.7 Support Request for Enforcement of *Off-Highway Vehicle Act* 11-13
 - 4.8 Municipal Matters Article(s)14
 - 4.9 Discussion - Human Trafficking/Follow-up to Be the Peace Institute’s Video – Counc. DeLong
5. **New Business**
 - 5.1 Request for Agenda Items Form.....15
6. **Committee Member Matters**
 - 6.1 Request Increased Police Presence in New Germany - Deputy Mayor Moore /Mayor Bolivar-Getson
 - 6.2 RCMP Night Patrols Lunenburg County – Al Cunningham
 - 6.3 Radar Speed Trailers Signs on Locations Current & Planned – Councillor Bell
 - 6.4 ATV’s – Mayor Bolivar-Getson
 - 6.5 Ongoing Mass Casualty Commission & How it Relates to Rural Policing & Intimate Partner Violence – Councillor DeLong
7. **In Camera**
 - 7.1. Public Security under Section 22(2)(h) - RCMP Report April to June 2022
8. **Added Items**
9. **Next Meeting** – Wednesday October 26, 2022 at 9:00 a.m.
10. **Adjournment**

Summary Comparison Report

Police Advisory Board/July 27, 2022/Item: 4.4

Location: Highway 3 SB
 Address: 13607, Highway 3
 Speed Limit: From schedule 50 km/h

Report Period 1: 2022-05-23 to 2022-07-03
 Report Period 2: 2022-06-20 to 2022-07-24

Day	Average vehicles count			Average speed			Average number of speed violations			Percent of speed violations		
	Period 1	Period 2	Difference	Period 1	Period 2	Difference	Period 1	Period 2	Difference	Period 1	Period 2	Difference
Monday	1711	H 2149	-438	51	51	0	1016	H 1283	-267	59 %	60 %	-1 %
Tuesday	1760	2069	-309	52	51	1	1073	1235	-162	61 %	60 %	1 %
Wednesday	H 1902	1682	220	52	51	1	H 1158	1003	155	61 %	60 %	1 %
Thursday	1871	1712	159	52	50	H 2	1117	952	165	60 %	56 %	4 %
Friday	1747	1322	H 425	52	51	1	1077	781	H 296	62 %	59 %	3 %
Saturday	1381	1372	9	H 53	H 52	1	933	861	72	H 68 %	H 63 %	H 5 %
Sunday	1268	1271	-3	H 53	H 52	1	849	790	59	67 %	62 %	H 5 %
Total	11640	11577	63	AVG: 52	AVG: 51	7	7223	6905	318	AVG: 63 %	AVG: 60 %	21 %

Count By Speed Range

Speed	Total vehicles count			Percent of vehicles count			Total speed violations			Percent of speed violations		
	Period 1	Period 2	Difference	Period 1	Period 2	Difference	Period 1	Period 2	Difference	Period 1	Period 2	Difference
1-5	2	0	2	0	0	0	0	0	0	0 %	0 %	H 0 %
6-10	68	52	16	0	0	0	0	0	0	0 %	0 %	H 0 %
11-15	182	228	-46	0	0	0	0	0	0	0 %	0 %	H 0 %
16-20	401	603	-202	1	1	0	0	0	0	0 %	0 %	H 0 %
21-25	629	754	-125	1	1	0	0	0	0	0 %	0 %	H 0 %
26-30	1324	1398	-74	2	2	0	0	0	0	0 %	0 %	H 0 %
31-35	1980	1979	1	3	3	0	0	0	0	0 %	0 %	H 0 %
36-40	2291	2284	7	3	4	-1	0	0	0	0 %	0 %	H 0 %
41-45	4468	4001	467	6	7	-1	0	0	0	0 %	0 %	H 0 %
46-50	15156	12068	3088	22	21	H 1	0	0	0	0 %	0 %	H 0 %
51-55	H 19598	H 15561	H 4037	H 28	H 27	H 1	H 19598	H 15561	H 4037	H 45 %	H 45 %	H 0 %

Speed	Total vehicles count			Percent of vehicles count			Total speed violations			Percent of speed violations		
	Period 1	Period 2	Difference	Period 1	Period 2	Difference	Period 1	Period 2	Difference	Period 1	Period 2	Difference
56-60	12963	10556	2407	19	18	H 1	12963	10556	2407	30 %	31 %	-1 %
61-65	6755	5367	1388	10	9	H 1	6755	5367	1388	16 %	16 %	H 0 %
66-70	2758	2077	681	4	4	0	2758	2077	681	6 %	6 %	H 0 %
71-75	909	689	220	1	1	0	909	689	220	2 %	2 %	H 0 %
76-80	251	178	73	0	0	0	251	178	73	1 %	1 %	H 0 %
81-85	69	67	2	0	0	0	69	67	2	0 %	0 %	H 0 %
86-90	24	20	4	0	0	0	24	20	4	0 %	0 %	H 0 %
91-95	8	7	1	0	0	0	8	7	1	0 %	0 %	H 0 %
96-100	1	2	-1	0	0	0	1	2	-1	0 %	0 %	H 0 %
101-105	0	2	-2	0	0	0	0	2	-2	0 %	0 %	H 0 %
106-110	1	0	1	0	0	0	1	0	1	0 %	0 %	H 0 %
111-115	0	0	0	0	0	0	0	0	0	0 %	0 %	H 0 %
116-120	0	0	0	0	0	0	0	0	0	0 %	0 %	H 0 %
121-125	0	0	0	0	0	0	0	0	0	0 %	0 %	H 0 %
126-130	0	0	0	0	0	0	0	0	0	0 %	0 %	H 0 %
131-135	0	0	0	0	0	0	0	0	0	0 %	0 %	H 0 %
136-140	0	0	0	0	0	0	0	0	0	0 %	0 %	H 0 %
141-145	0	0	0	0	0	0	0	0	0	0 %	0 %	H 0 %
146-150	0	0	0	0	0	0	0	0	0	0 %	0 %	H 0 %
151-155	0	0	0	0	0	0	0	0	0	0 %	0 %	H 0 %
156-160	0	0	0	0	0	0	0	0	0	0 %	0 %	H 0 %
Total	69838	57893	11945	AVG: 3	AVG: 3	0	43337	34526	8811	AVG: 3 %	AVG: 3 %	0

H - highest value in the column, **bolded H** is highest H value in report

** "n/a" - means the sign did not collect any data at the time stipulated in the report. "n/a" values are NOT included in calculations.

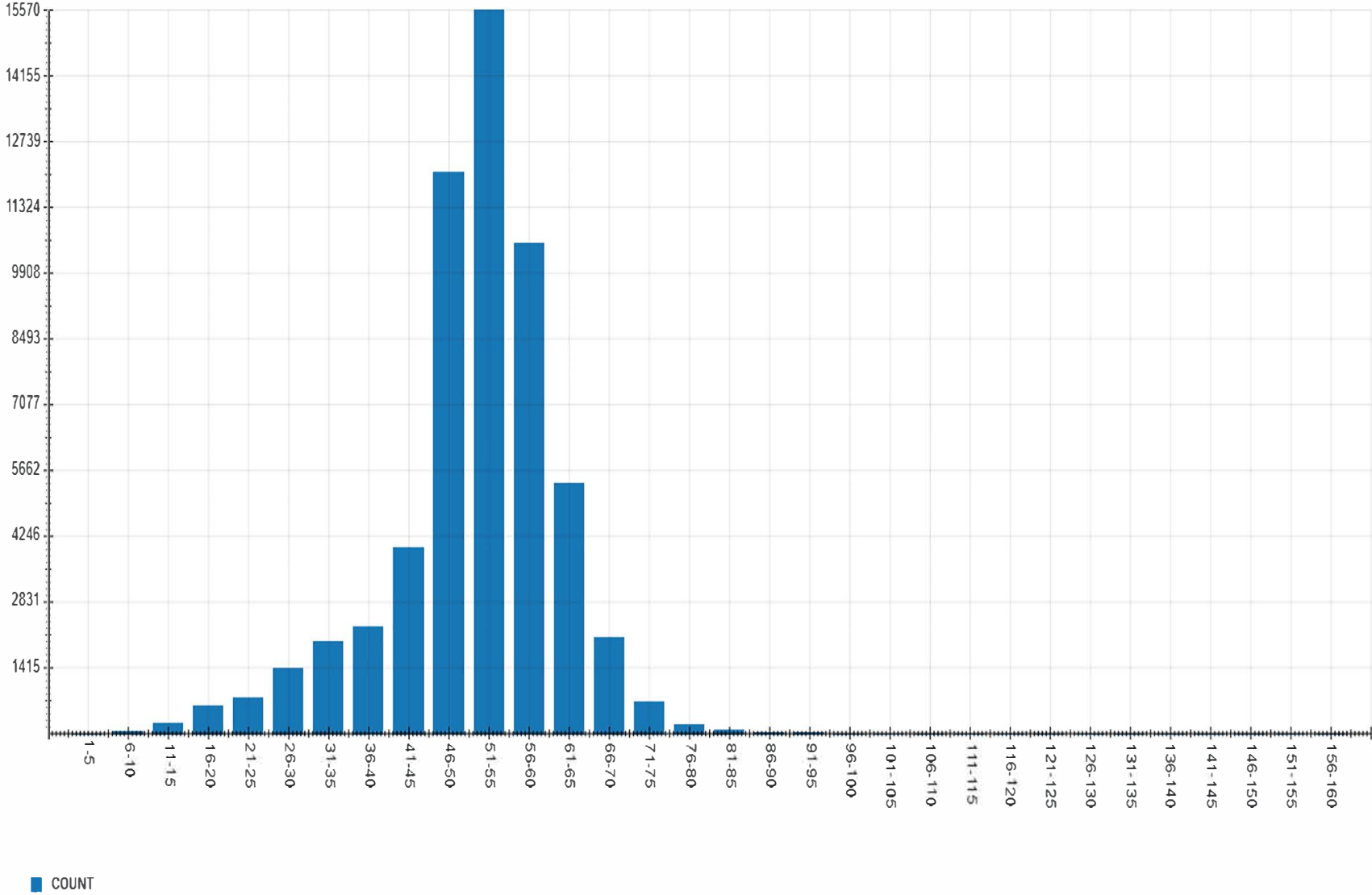
Count by Speed Range Report

Location: Highway 3 S

Address: 13607, Highway :

Report period: 2022-06-20 to 2022-07-20

Count By Speed Range	
Speed (km/h)	Count
1-5	0
6-10	52
11-15	228
16-20	603
21-25	754
26-30	1399
31-35	1980
36-40	2287
41-45	4004
46-50	12076
51-55	15570
56-60	10561
61-65	5371
66-70	2079
71-75	689
76-80	178
81-85	67
86-90	20
91-95	7
96-100	2
101-105	2
106-110	0
111-115	0
116-120	0
121-125	0
126-130	0
131-135	0
136-140	0
141-145	0
146-150	0
151-155	0
156-160	0
total	57929



Vehicle Count

Location: Highway 3 SB
 Address: 13607, Highway 3
 Speed Limit: From schedule 50 km/h

Report Period: 2022-06-27 to 2022-07-31
 Total Vehicle Count: 46662

Hour	Mon	Tue	Wed	Thu	Fri	Sat	Sun	Weekday Average	Weekend Average	Week Average	Speed Average	85% Speed(km/h)
00:00 - 01:00	14	12	9	15	12	19	15	12	17	14	52	64
01:00 - 02:00	6	10	9	7	8	12	9	8	11	9	57	64
02:00 - 03:00	6	7	8	6	3	6	1	6	4	5	57	65
03:00 - 04:00	24	25	22	25	11	5	4	21	5	17	56	64
04:00 - 05:00	176	188	184	137	95	26	23	156	25	118	54	65
05:00 - 06:00	364	382	375	294	158	111	94	315	103	254	51	62
06:00 - 07:00	484	491	483	419	162	159	112	408	136	330	53	61
07:00 - 08:00	524	499	349	382	188	214	184	388	199	334	51	61
08:00 - 09:00	516	463	384	384	194	313	262	388	288	359	50	60
09:00 - 10:00	581	500	410	433	263	468	332	437	400	427	50	59
10:00 - 11:00	614	569	403	437	287	429	421	462	425	451	50	59
11:00 - 12:00	669	585	430	447	269	467	H 497	480	482	481	50	59
12:00 - 13:00	643	594	397	435	335	H 479	466	481	473	478	50	59
13:00 - 14:00	631	629	449	490	464	432	432	533	432	504	50	59
14:00 - 15:00	646	643	460	470	417	426	449	527	438	502	51	59
15:00 - 16:00	676	H 702	H 500	H 498	323	390	447	540	419	505	51	60
16:00 - 17:00	H 715	H 702	488	496	H 528	380	356	586	368	524	51	61
17:00 - 18:00	516	538	390	393	353	352	308	438	330	407	51	61
18:00 - 19:00	433	383	295	294	322	292	243	345	268	323	53	63
19:00 - 20:00	296	367	239	280	242	215	229	285	222	267	52	60
20:00 - 21:00	225	231	224	202	167	159	123	210	141	190	51	60
21:00 - 22:00	111	105	91	90	147	94	55	109	75	99	52	61
22:00 - 23:00	49	52	38	34	64	67	27	47	47	47	54	63
23:00 - 24:00	23	25	15	21	22	27	12	21	20	21	53	62
Total	8942	8702	6652	6689	5034	5542	5101	7203	5328	6666	AVG: 52	AVG: 61

H - highest value in the column, **bolded H** is highest H value in report
 ** "n/a" - means the sign did not collect any data at the time stipulated in the report. "n/a" values are NOT included in calculations.

Summary Comparison Report

Location: Highway 325 EB
 Address: 2459, Highway 325
 Speed Limit: From schedule 70 km/h

Report Period 1: 2022-05-23 to 2022-07-03
 Report Period 2: 2022-06-20 to 2022-07-24

Day	Average vehicles count			Average speed			Average number of speed violations			Percent of speed violations		
	Period 1	Period 2	Difference	Period 1	Period 2	Difference	Period 1	Period 2	Difference	Period 1	Period 2	Difference
Monday	1803	1935	-132	H 66	H 67	-1	487	H 569	-82	H 27 %	H 29 %	-2 %
Tuesday	1954	H 2054	-100	H 66	66	H 0	524	544	-20	H 27 %	27 %	0 %
Wednesday	1975	1661	314	H 66	66	H 0	H 543	432	111	H 27 %	26 %	H 1 %
Thursday	H 2021	1686	335	H 66	66	H 0	534	465	69	26 %	28 %	-2 %
Friday	1858	1192	H 666	H 66	66	H 0	483	309	H 174	26 %	26 %	0 %
Saturday	1594	1325	269	H 66	66	H 0	380	328	52	24 %	25 %	-1 %
Sunday	1418	1171	247	H 66	66	H 0	352	285	67	25 %	24 %	H 1 %
Total	12623	11024	1599	AVG: 66	AVG: 66	0	3303	2932	371	AVG: 26 %	AVG: 26 %	0 %

Count By Speed Range

Speed	Total vehicles count			Percent of vehicles count			Total speed violations			Percent of speed violations		
	Period 1	Period 2	Difference	Period 1	Period 2	Difference	Period 1	Period 2	Difference	Period 1	Period 2	Difference
1-5	1	2	-1	0	0	0	0	0	0	0 %	0 %	0 %
6-10	25	18	7	0	0	0	0	0	0	0 %	0 %	0 %
11-15	23	31	-8	0	0	0	0	0	0	0 %	0 %	0 %
16-20	38	40	-2	0	0	0	0	0	0	0 %	0 %	0 %
21-25	47	61	-14	0	0	0	0	0	0	0 %	0 %	0 %
26-30	80	65	15	0	0	0	0	0	0	0 %	0 %	0 %
31-35	111	82	29	0	0	0	0	0	0	0 %	0 %	0 %
36-40	176	113	63	0	0	0	0	0	0	0 %	0 %	0 %
41-45	344	252	92	0	0	0	0	0	0	0 %	0 %	0 %
46-50	916	681	235	1	1	0	0	0	0	0 %	0 %	0 %
51-55	3439	2463	976	5	4	H 1	0	0	0	0 %	0 %	0 %

Speed	Total vehicles count			Percent of vehicles count			Total speed violations			Percent of speed violations		
	Period 1	Period 2	Difference	Period 1	Period 2	Difference	Period 1	Period 2	Difference	Period 1	Period 2	Difference
56-60	10095	7329	2766	13	13	0	0	0	0	0 %	0 %	0 %
61-65	19247	13896	5351	25	25	0	0	0	0	0 %	0 %	0 %
66-70	H 21371	H 15426	H 5945	H 28	H 28	0	0	0	0	0 %	0 %	0 %
71-75	12677	9201	3476	17	17	0	H 12677	H 9201	H 3476	H 64 %	H 63 %	H 1 %
76-80	4943	3720	1223	7	7	0	4943	3720	1223	25 %	25 %	0 %
81-85	1543	1200	343	2	2	0	1543	1200	343	8 %	8 %	0 %
86-90	460	389	71	1	1	0	460	389	71	2 %	3 %	-1 %
91-95	128	107	21	0	0	0	128	107	21	1 %	1 %	0 %
96-100	45	29	16	0	0	0	45	29	16	0 %	0 %	0 %
101-105	16	10	6	0	0	0	16	10	6	0 %	0 %	0 %
106-110	5	5	0	0	0	0	5	5	0	0 %	0 %	0 %
111-115	0	2	-2	0	0	0	0	2	-2	0 %	0 %	0 %
116-120	2	2	0	0	0	0	2	2	0	0 %	0 %	0 %
121-125	0	1	-1	0	0	0	0	1	-1	0 %	0 %	0 %
126-130	0	0	0	0	0	0	0	0	0	0 %	0 %	0 %
131-135	0	0	0	0	0	0	0	0	0	0 %	0 %	0 %
136-140	0	0	0	0	0	0	0	0	0	0 %	0 %	0 %
141-145	0	0	0	0	0	0	0	0	0	0 %	0 %	0 %
146-150	0	0	0	0	0	0	0	0	0	0 %	0 %	0 %
151-155	0	0	0	0	0	0	0	0	0	0 %	0 %	0 %
156-160	0	0	0	0	0	0	0	0	0	0 %	0 %	0 %
Total	75732	55125	20607	AVG: 3	AVG: 3	0	19819	14666	5153	AVG: 3 %	AVG: 3 %	0

H - highest value in the column, **bolded H** is highest H value in report

** "n/a" - means the sign did not collect any data at the time stipulated in the report. "n/a" values are NOT included in calculations.

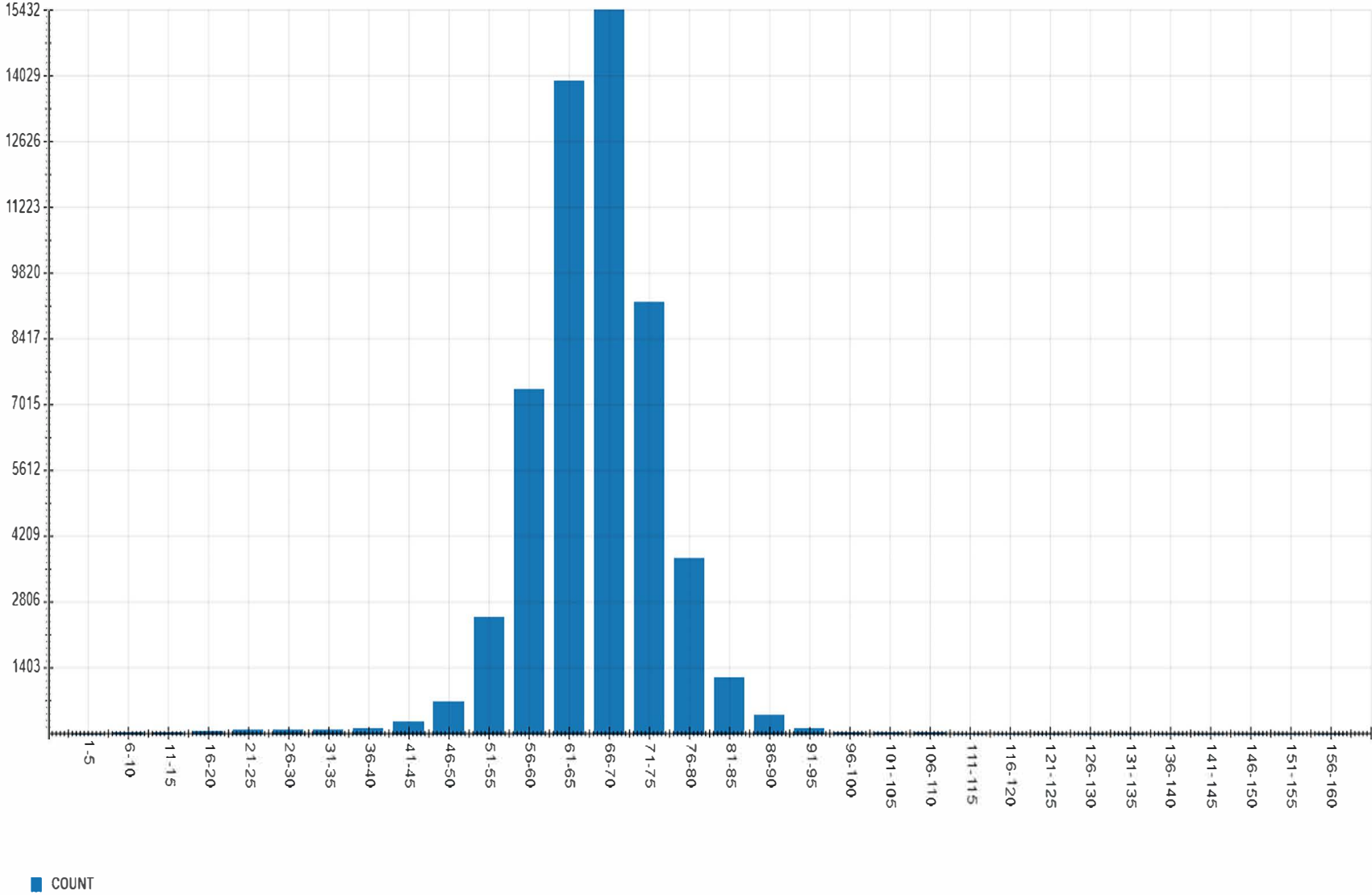
Count by Speed Range Report

Location: Highway 325 E

Address: 2459, Highway 325

Report period: 2022-06-20 to 2022-07-20

Count By Speed Range	
Speed (km/h)	Count
1-5	2
6-10	18
11-15	31
16-20	40
21-25	61
26-30	65
31-35	82
36-40	113
41-45	252
46-50	681
51-55	2463
56-60	7332
61-65	13902
66-70	15432
71-75	9205
76-80	3721
81-85	1200
86-90	389
91-95	107
96-100	29
101-105	10
106-110	5
111-115	2
116-120	2
121-125	1
126-130	0
131-135	0
136-140	0
141-145	0
146-150	0
151-155	0
156-160	0
total	55145



Vehicle Count

Location: Highway 325 EB
 Address: 2459, Highway 325
 Speed Limit: From schedule 70 km/h

Report Period: 2022-06-27 to 2022-07-31
 Total Vehicle Count: 42612

Hour	Mon	Tue	Wed	Thu	Fri	Sat	Sun	Weekday Average	Weekend Average	Week Average	Speed Average	85% Speed(km/h)
00:00 - 01:00	5	8	14	11	3	17	14	8	16	10	68	78
01:00 - 02:00	6	9	10	6	5	4	12	7	8	7	66	75
02:00 - 03:00	6	21	7	2	4	3	2	8	3	6	66	84
03:00 - 04:00	25	25	18	13	10	5	3	18	4	14	66	71
04:00 - 05:00	55	62	57	54	38	19	14	53	17	43	68	74
05:00 - 06:00	189	210	211	168	75	39	31	171	35	132	69	78
06:00 - 07:00	441	460	480	361	146	124	85	378	105	300	68	76
07:00 - 08:00	437	441	300	341	137	195	117	331	156	281	66	74
08:00 - 09:00	491	436	410	381	185	332	209	381	271	349	65	73
09:00 - 10:00	541	550	443	451	229	423	343	443	383	426	65	72
10:00 - 11:00	623	635	461	476	259	456	377	491	417	470	65	72
11:00 - 12:00	606	678	477	517	259	H 458	404	507	431	486	65	72
12:00 - 13:00	583	726	472	518	307	454	H 422	521	438	497	65	72
13:00 - 14:00	612	745	472	504	309	419	400	528	410	494	65	72
14:00 - 15:00	H 671	H 773	508	H 528	336	376	413	563	395	515	66	73
15:00 - 16:00	649	683	H 510	497	H 385	339	356	545	348	488	67	74
16:00 - 17:00	549	560	403	433	318	354	316	453	335	419	68	75
17:00 - 18:00	455	433	342	338	264	286	285	366	286	343	68	75
18:00 - 19:00	346	374	227	279	265	220	235	298	228	278	67	75
19:00 - 20:00	260	308	228	242	212	173	189	250	181	230	67	74
20:00 - 21:00	163	197	196	178	150	144	115	177	130	163	65	74
21:00 - 22:00	79	70	63	71	139	78	54	84	66	79	66	75
22:00 - 23:00	25	39	27	37	54	52	23	36	38	37	65	75
23:00 - 24:00	17	17	15	12	24	29	18	17	24	19	66	76
Total	7834	8460	6351	6418	4113	4999	4437	6634	4725	6086	AVG: 66	AVG: 75

H - highest value in the column, **bolded H** is highest H value in report
 ** "n/a" - means the sign did not collect any data at the time stipulated in the report. "n/a" values are NOT included in calculations.



**Attorney General
Justice
Office of the Minister**

Police Advisory Board

Date: July 27, 2022

Item: 4.5

Authorization: A. Dumaresq

PO Box 7, Halifax, Nova Scotia, Canada B3J 2L6 • Telephone 902-424-4044 Fax 902-424-0510 • novascotia.ca

May 18, 2022

Via Electronic Mail: mayor@modl.ca

Ms. Carolyn Bolivar-Getson E.C.N.S.,
Office of the Mayor
Municipality of the District of Lunenburg
10 Allée Champlain Drive
Cookville, NS B4V 9E4

Dear Mayor Bolivar-Getson:

Re: Ministerial Appointment to the Police Advisory Board

Thank you for your letter dated May 3, 2022, requesting an update on Mr. Ken Zwicker's reappointment to the Police Advisory Board for the Municipality of the District of Lunenburg. Our records show that the Department did not receive an application for reappointment from Mr. Zwicker and the last correspondence received from him indicated that he was not interested in being reappointed to the Board.


The Department is working towards an appointment to the Board and expect to have an appointee named soon.

Thank you once again for bringing this issue forward.

Sincerely,

Bradley Johns
Minister of Justice and Attorney General

cc: Candace L. Thomas, Q.C., Deputy Minister of Justice and Deputy Attorney General
William Trask, Executive Director, Policy and Information Management, Justice



Municipality of the District of Lunenburg

10 Allée Champlain Drive Cookville Nova Scotia Canada B4V 9E4

Office of the Mayor

Phone: 902.543.8181 Fax: 902.543.7123 mayor@modl.ca Web Site: www.modl.ca

May 3, 2022

JUSTMIN@novascotia.ca

Honourable Minister Brad Johns
1690 Hollis Street
PO Box 7
Halifax NS B3J 2L6

Dear Minister Johns:

RE: Ministerial Appointment to Police Advisory Board

In 2012, Mr. Ken Zwicker received a Ministerial Appointment to the Municipality of the District of Lunenburg's Police Advisory Board. In 2016, he was given a three-year extension to that position, but no further communication has been received regarding his appointment.

Mr. Zwicker would like to continue as a member of the Board and numerous inquiries were made to the Department but there has been no response.

I would like to request immediate action on the re-appointment of Mr. Zwicker to MODL's Police Advisory Board, or communication regarding a new appointment.

Sincerely,

Carolyn Bolivar-Getson, E.C.N.S.
Mayor

CBG/jgp

Police Advisory Board

Date: July 27, 2022

Item: 4.7

Authorization: A. Dumaresq

Joanne Powers

From: Minister, Natural Resources and Renewables <MINNRR@novascotia.ca>
Sent: Thursday, June 2, 2022 9:17 AM
To: MODL Mayor
Cc: Fraser, Orlando
Subject: Re: The enforcement of the Off-Highway Vehicles Act (Log #2022-00856)

You don't often get email from minnrr@novascotia.ca. [Learn why this is important](#)

CAUTION: This email originated from an external sender.

Dean Schmeisser
Chair
Police Advisory Board
mayor@modl.ca

Dear Mayor:

I am responding to your letter of May 4, 2022, regarding the enforcement of the Off-Highway Vehicles Act.

Firstly, I'd like to inform you that on April 1, 2022, provincial conservation officers were transferred back to the Department of Natural Resources and Renewables. Their mandate remains unchanged and still includes a shared responsibility with policing agencies to enforce the Off-Highway Vehicles Act.

Our 51 field Conservation Officers remain active on trails and other areas frequented by Off-highway vehicle traffic. Their efforts include regular patrols and targeted operational plans for areas of high concern.

I strongly recommend residents report any known or suspected violations to their local Natural Resources and Renewables office or by calling our toll-free number at 1-800-565-2224. Public information is critical in planning to ensure officers concentrate their efforts where they are most required.

Thank you for bringing your concerns forward.

Regards,

Original signed by

Tory Rushton
Minister of Natural Resources and Renewables

c Orlando Fraser, Director, Conservation Officer Service



Municipality of the District of Lunenburg

10 Allée Champlain Drive Cookville Nova Scotia Canada B4V 9E4

Office of the Mayor

Phone: 902.543.8181 Fax: 902.543.7123 mayor@modl.ca Web Site: www.modl.ca

May 4, 2022

JUSTMIN@novascotia.ca

Honourable Minister Brad Johns
1690 Hollis Street
PO Box 7
Halifax NS B3J 2L6

Dear Minister Johns:

RE: Enforcement of the *Off-Highway Vehicles Act*

During the meeting held on April 27, 2022, of the Municipality of the District of Lunenburg's Police Advisory Board, there was a lengthy discussion around enforcement under the *Off-Highway Vehicles Act*.

The discussion was regarding the continually increasing number of off-road vehicles being introduced to the trail systems in our municipality, the province, and the lack of Enforcement Officers available from the Department of Environment. We are seeing an increase in accidents and complaints from residents on the ill use by some of the operators of these off-road vehicles. A concern was also raised as to how many of these operators, many who are new to the activity, have not taken an operators' safety course, as these machines have unique operating characteristics and are continually equipped with more powerful engines.


When the Province's Conservation Officers did regular enforcement activities there seemed to be less incidents on the trail systems because of the officers' presence. The RCMP and other policing agencies have a limited ability to police trails due to other duties and calls for service mainly due to an influx of new residents and people moving about more since the lifting Covid restrictions.

.../2

The Board is requesting increased support for Off- Highway Enforcement Officers to make the trails and users safer and compliant under the *Off-Road Vehicles Act*. Such enforcement activities and registration would play a large role in funding an increased number of enforcement officers regarding this important safety feature for off-road users.

Thank you for your time and we look forward to your response.

Sincerely,

A handwritten signature in black ink, appearing to read 'Dean Schmeisser', with a long horizontal flourish extending to the right.

Dean Schmeisser, Chair
Police Advisory Board

DS/jgp

cc: The Honourable Tim Houston, M.L.A., Premier of Nova Scotia
The Honourable Tory Rushton, M.L.A., Minister of Natural Resources & Renewables
The Honourable Timothy Halman, M.L.A., Minister of Environment & Climate Change
The Honourable Becky Druhan, M.L.A., Minister of Education & Early Childhood Dev.
The Honourable Susan Corkum-Greek, M.L.A., Minister of Economic Development

Protect yourself from construction theft

We encourage those who work on construction sites to make sure they take necessary precautions against theft.

Keeping your equipment in a secure place reduces the likelihood of it being stolen. In the event you are a victim of theft, it may be difficult to retrieve your tools. Check with your house insurance to ensure your items are covered.

When submitting a claim, people normally don't know the serial numbers of their equipment, making it difficult to establish ownership.

We suggest documenting, in writing or in photos, serial numbers for all your equipment in the event you ever need to recover it. Serial numbers make it easier to retrieve your belongings and to prove you are the rightful owner.



WE'RE OPEN

Looking for ideas for your next day trip or information on events taking place in the area? Come visit the knowledgeable Travel Counsellors at the Visitor Information Centre. Our Travel Counsellors can support you with all your vacation needs. They can help plan unique experiences, recommend local attractions, share a variety of dining options, and even book overnight reservations!

To further explore what MODL has to offer visit exploremodl.com

VISITOR INFORMATION CENTRE

LOCATED AT

125 CORNWALL ROAD BLOCKHOUSE



Request for Agenda Items under Mayor's/Deputy Mayor's/Councillors' Matters

TO: Chief Administrative Officer

FROM: _____

DATE: _____

1. Agenda Item

2. On what agenda do you want the item placed?

3. Do you have written material to circulate with the agenda? Yes _____ No _____

If you do, please attach it to this form. If you do not, please explain.

4. What is its relevance to Council or the committee?

5. What outcome(s) are you seeking?

SAMPLE

Councillor's Signature

Date

Approval for agenda: Yes No

Reason for Denial:

Mayor or Chair of Committee

Date