

Draft Capital Budget &
Canada Community-Building
Fund Investment
2025/26

Council Meeting
March 4, 2025



Welcome to the Budget Process!

- **Introduction to the budgets**

- Feb 25 – 9am: Operating budget - complete
- Feb 27 – 6pm: Operating budget - complete
- March 4 – 9am: Capital Budget
- March 6 – 6pm: Capital Budget

- **Capital & Operating budget discussion 1 (March 11 – 9am)**

- **Capital & Operating budget discussion 2 (April 1 – 9am)**

- **Final review and approval – (April 8 – Evening meeting)**

- Staff presentation
- Public input
- **Options & revision discussion**



Purpose for Today

- **Director of Finance present the process, parameters and fundamentals of the capital budget**
- **Departments present capital projects**
- **Opportunity for public input on the budget**

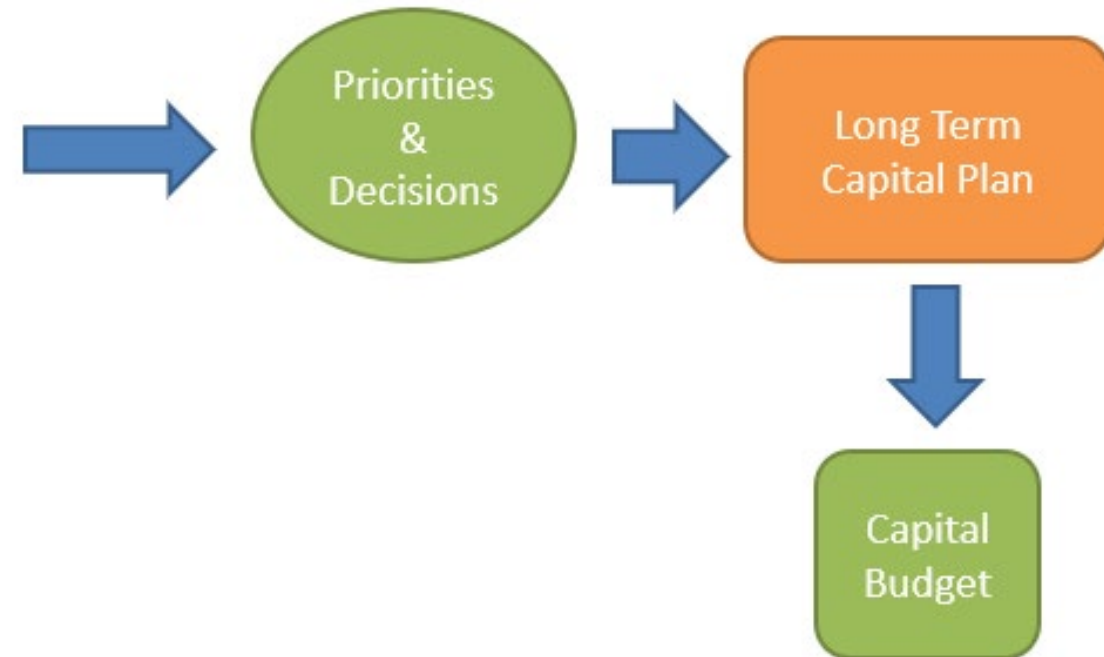
- **Expectations of Council:**
 - Receive budget information
 - Listen to public input
 - Ask questions of staff for better understanding
 - Identify areas for further discussion options or analysis

- **Presentation and opportunity for public input are repeated on Thursday evening**
 - Time to reflect
 - Further opportunity for questions & identification of areas for further exploration



Capital Budget Planning Inputs to Decisions

Environmental Sustainability
Infrastructure Masterplans
Legislative Requirements
Community Wants & Needs
Strategic Planning
Asset Management
(Replacement & Refurbishment)



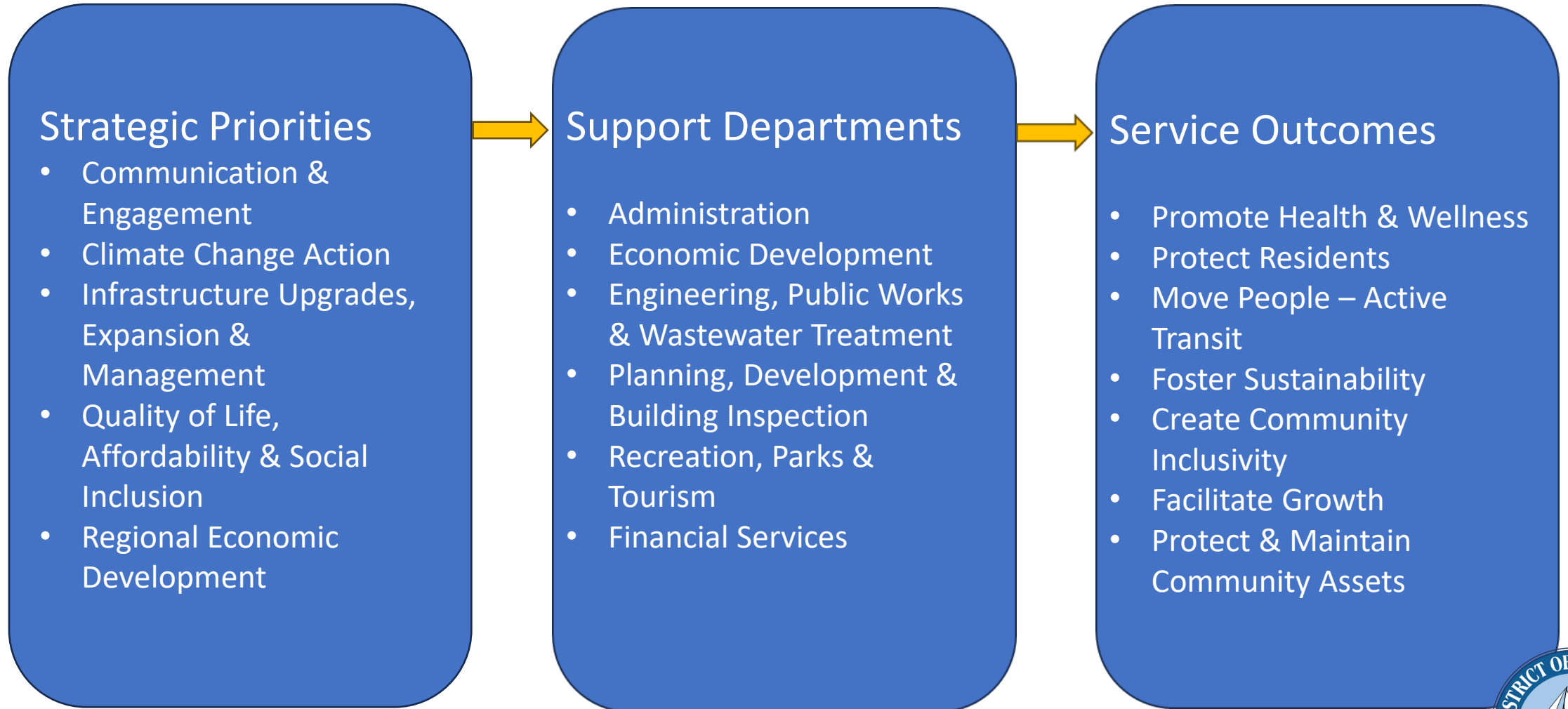
Capital Budget Planning



“Municipalities are in the quality-of-life business providing value for taxes, rates, fees and charges”

Capital Infrastructure is the Foundation of the Services we provide

Capital Projects (Assets) Support Services



Capital Budget & Strategic Priorities

Capital Competes for resources

- Review Competing projects
- Determine Financing
- Consider intermunicipal cost sharing agreements

Investment in large scale projects may require a trade off for capital maintenance items

Capital costs and ongoing maintenance costs are a consideration



Capital Budget Financing

Potential Sources of funding

- Grants
- Unrestricted Reserves
- Contributions from Operating fund towards Capital and Reserves
- Land Sales, 3rd party contributions
- Other Municipal Units (collaborative projects)
- Debt to address Capital Project Reserve Funding Gap



Debt

- Debt can be a valuable tool if used strategically
- Debt management policy and communication of that policy is a key component of a capital plan
- Debt can be viewed strategically
 - Municipalities are a going concern – debt can be leveraged up to 25 years
 - Regeneration of financial capacity (debt payments, increased revenue)
 - Intergenerational equity (use of debt facilitates future residents paying for their fair share of a capital project)
 - Inflation Shield – project costs go up in the future, debt provides protection



Capital Budget 5 Year Financial Strategy

	Current 2024-25	Year 1 Budget 2025-26	Year 2 2026-27	Year 3 2027-28	Year 4 2028-29	Year 5 2029-30
Services						
Administration & Finance	\$530,000	\$1,500,800	\$0	\$0	\$0	\$0
Recreation, Parks & Tourism	2,077,700	2,655,500	2,161,120	2,883,882	1,525,000	530,000
Planning & Development	200,000	400,000	800,000	50,000	50,000	50,000
Economic Development	234,000	0	700,000	0	0	0
Engineering & Public works	7,395,800	13,223,000	25,160,000	8,910,000	6,595,000	495,000
Total Capital Budget	\$10,437,500	\$17,779,300	\$28,821,120	\$11,843,882	\$8,170,000	\$1,075,000
Sources of Funds						
Depreciation Reserves	\$795,000	\$1,049,775	\$2,504,203	\$1,505,000	\$3,280,000	\$280,000
CCBF Reserves	0	1,204,500	1,094,420	1,050,482	708,300	380,000
Provincial/Federal Grants	3,871,114	10,183,625	13,155,057	4,580,010	666,700	0
SSGF	1,100,000					
Other Capital Reserves - Sewer	406,800	290,000	532,500	105,000	15,000	215,000
Other Capital Reserves - Open Space	50,000	50,000	150,000	50,000	150,000	150,000
Other Capital Reserves - Climate	100,000	100,000	50,000	50,000	50,000	50,000
Other Operating Reserves	3,257,918	4,901,400	3,174,920	2,976,695	300,000	0
Other Contributions	856,668	0	160,020	1,526,695	0	0
Long-term Borrowing (Spring)	0	0	0	0	0	0
Long-term Borrowing (Fall)	0	0	8,000,000	0	3,000,000	0
Total Sources of Funds	\$10,437,500	\$17,779,300	\$28,821,120	\$11,843,882	\$8,170,000	\$1,075,000
Operating Budget CCBF	\$1,158,036	\$575,800	\$433,380	\$441,718	\$459,600	\$470,500
Total Project Investment	\$11,595,536	\$18,355,100	\$29,254,500	\$12,285,600	\$8,629,600	\$1,545,500

5-Year Plan = \$70M

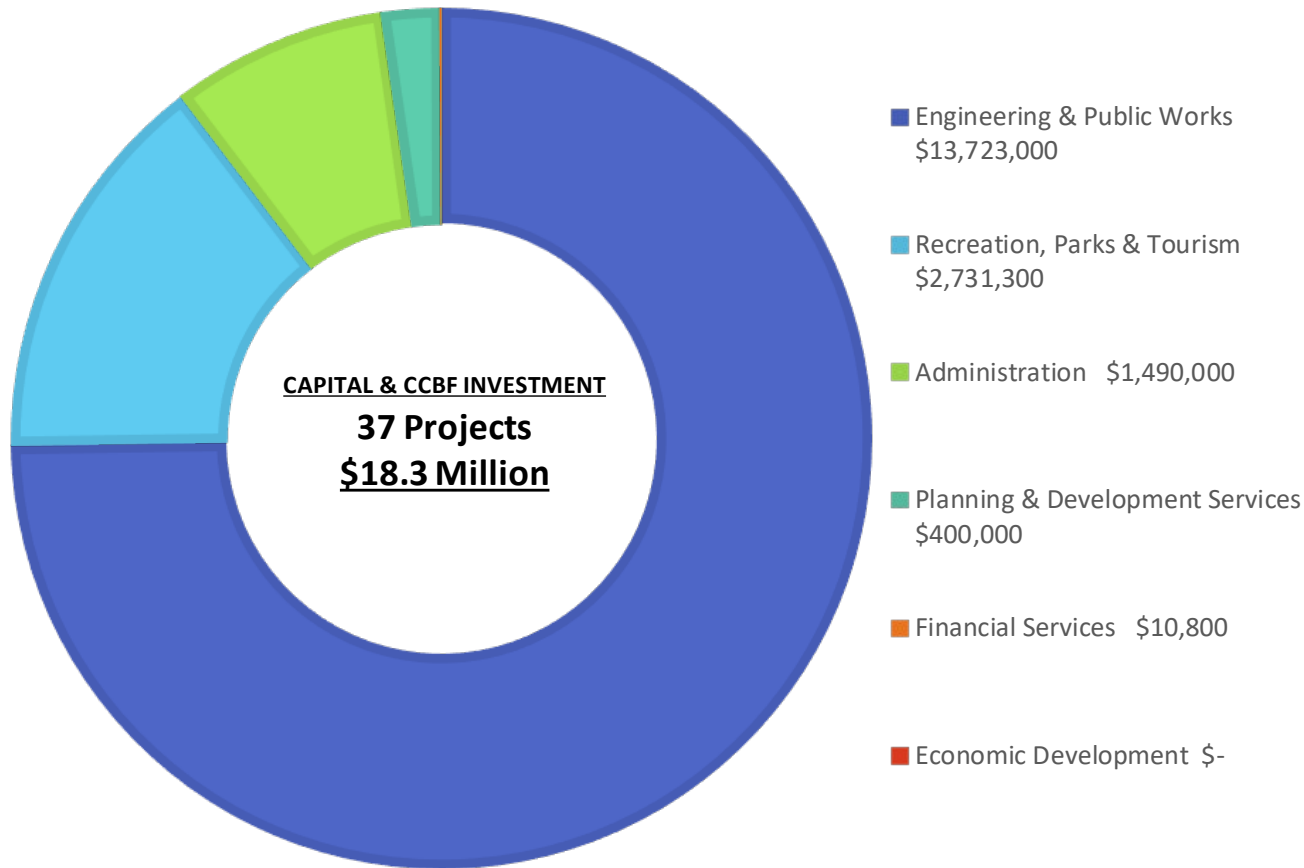
Municipal Cost = \$22M (31%)

Potential Debt

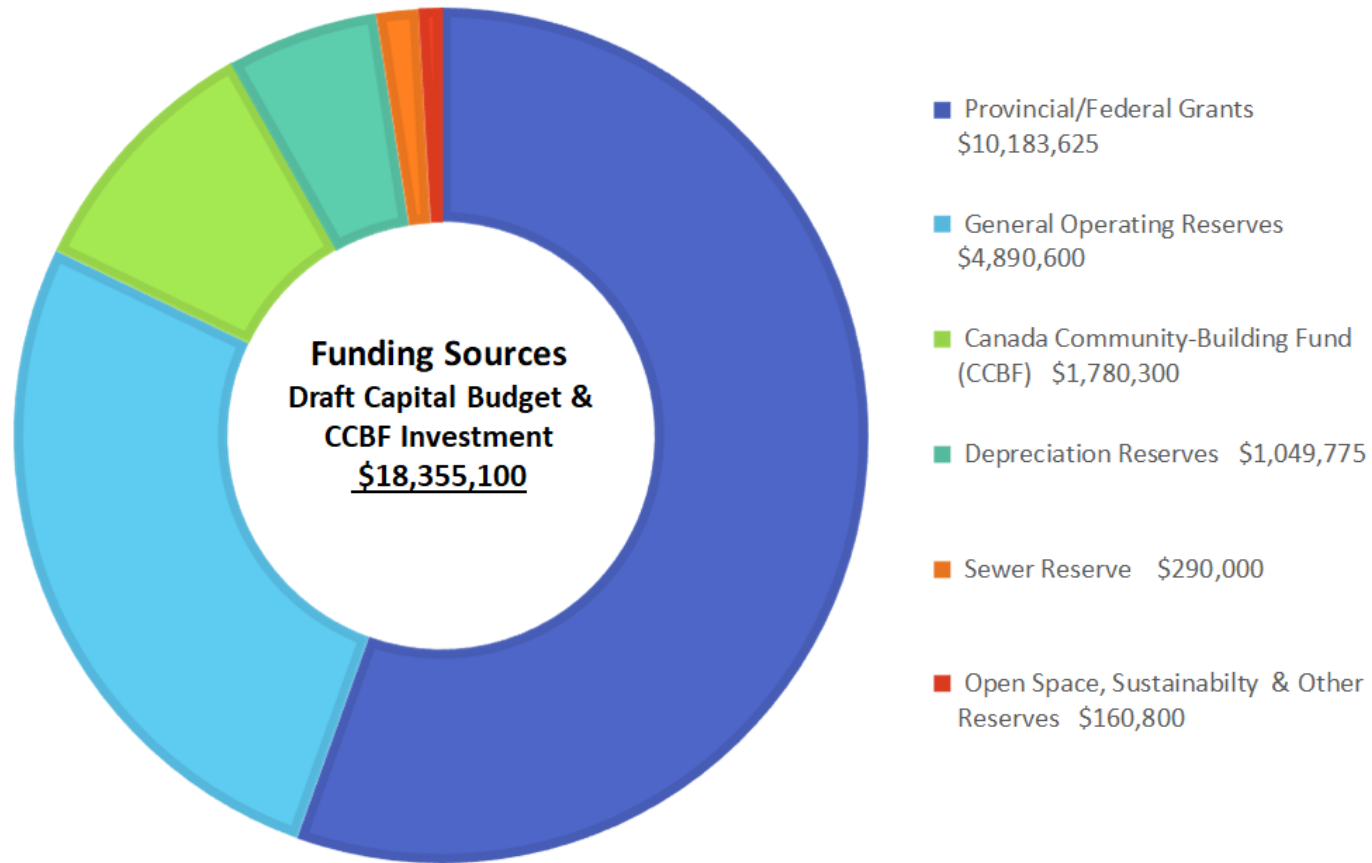
- Debt projections are based on upcoming large-scale projects (i.e.) sewer infrastructure



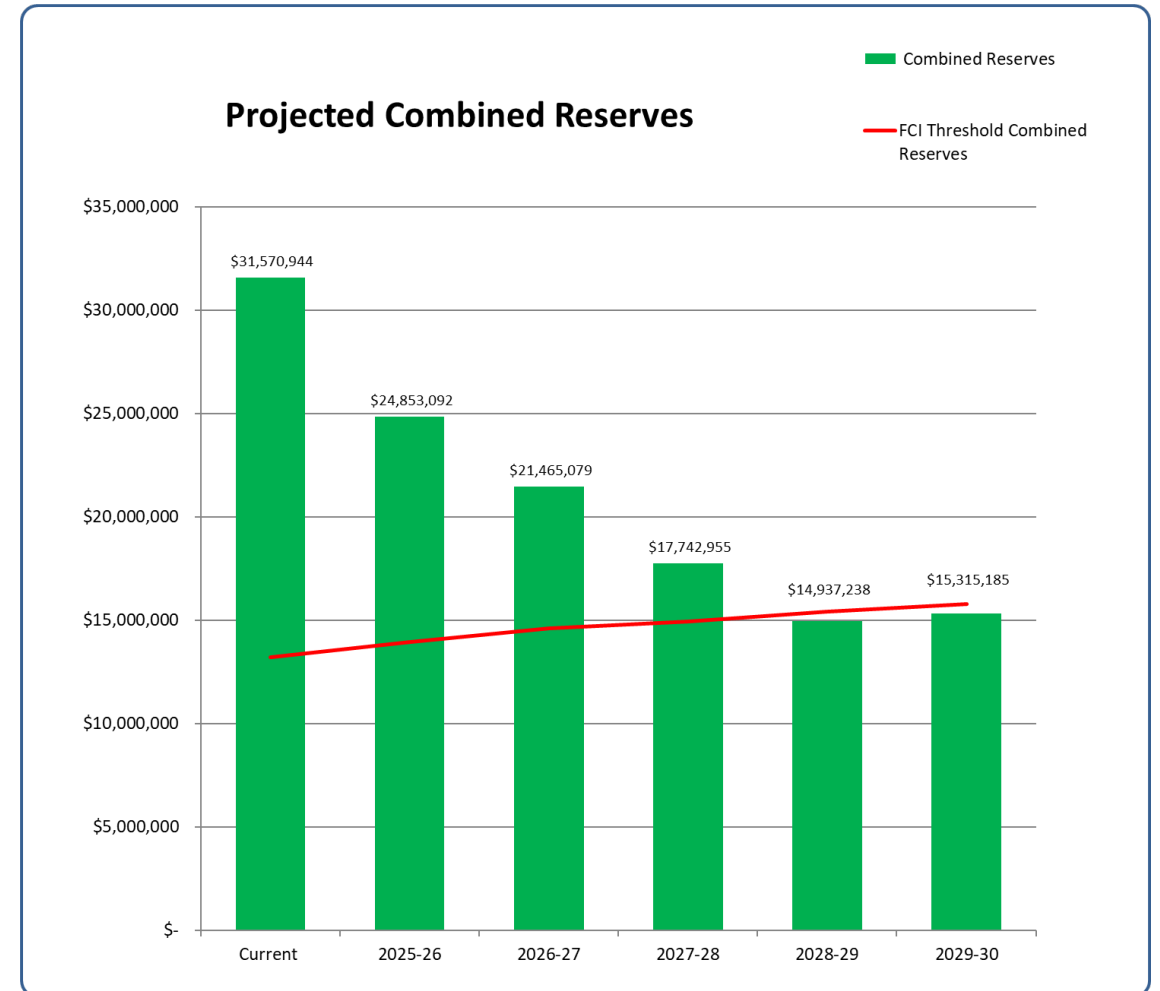
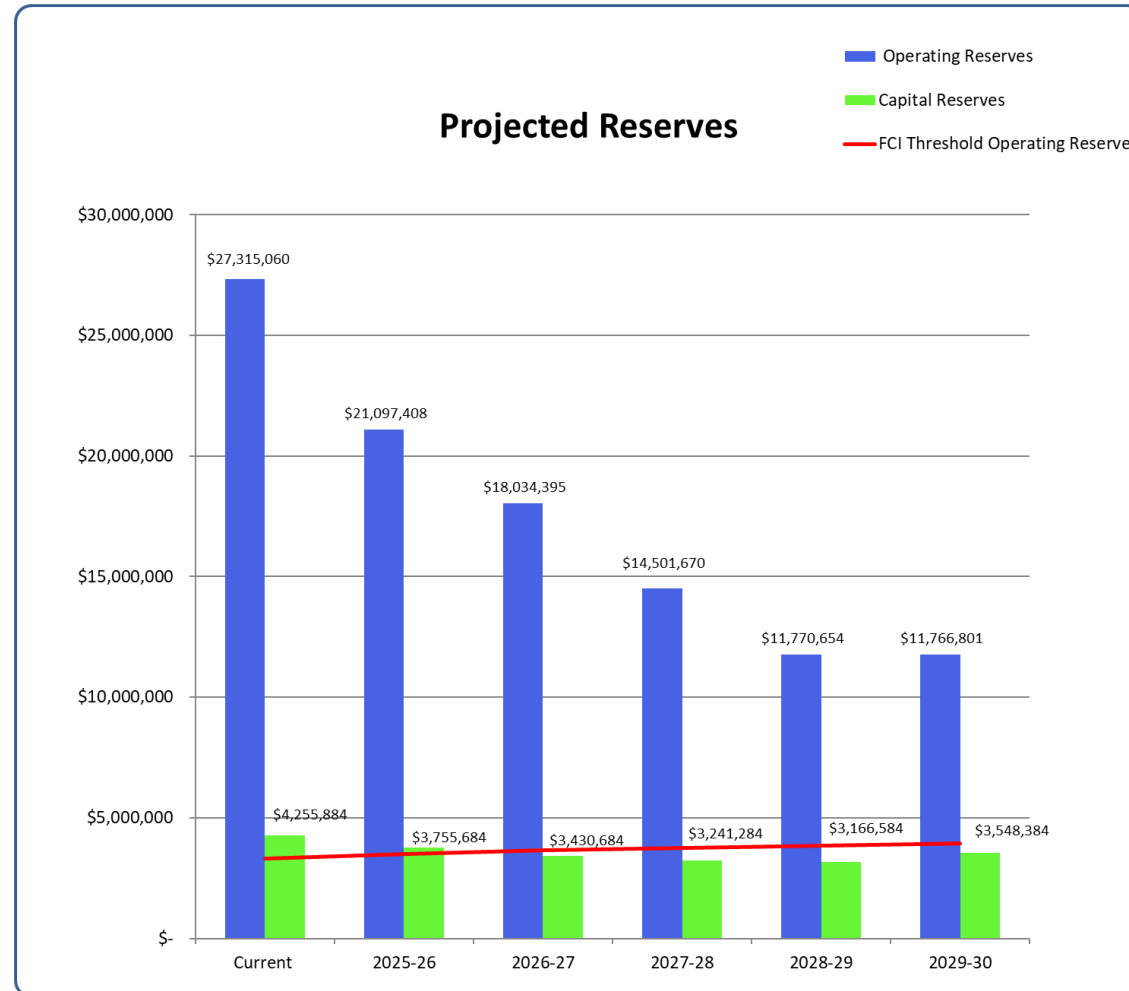
Draft Capital Budget & CCBF Investment



Draft Capital Budget Funding Sources



Draft Reserves Budget 5 Year Financial Strategy



Draft Reserves Budget 5 Year Financial Strategy

	2025-26		2026-27		2027-28		2028-29		2029-30		TOTAL
	Opening Balance Forecast 31-Mar-24	Transfers In (out) Capital & Operating Budgets	Ending Balance Budget Forecast 31-Mar-25	Transfers In (out) Capital & Operating Budgets	Transfers In (out) Capital & Operating Budgets	Transfers In (out) Capital & Operating Budgets	Transfers In (out) Capital & Operating Budgets	Transfers In (out) Capital & Operating Budgets	Transfers In (out) Capital & Operating Budgets		
OPERATING RESERVES											
Public Open Space (see Capital below)	687,889	60,000	747,889	60,000	60,000	60,000	60,000	(90,000)		837,889	
Surveying Common Land	17,202	-	17,202	-	-	-	-	-		17,202	
NS Transit Grant *	43,364	-	43,364	-	-	-	-	-		43,364	
Election	-	50,000	50,000	50,000	50,000	50,000	50,000	(200,000)		-	
General Operations	17,536,084	(5,356,300)	12,179,784	(3,244,920)	(3,726,695)	(1,180,000)	(1,180,000)	(580,000)		3,448,169	
Solar payback	-	-	-	1,490,000	-	-	-	-		1,490,000	
Loans	(676,895)	(1,021,300)	(1,698,195)	(500,000)	(500,000)	(500,000)	(500,000)	(500,000)		(3,698,195)	
PACE & Water Loan Payments	7,000	76,209	83,209	144,295	177,629	207,348	239,251			851,731	
LaHave River Sewer Solutions - Loan Payments	174,314	174,314	348,628	174,314	166,342	176,636	171,896			1,037,816	
LCLC Operating Reserve	191,994	-	191,994	-	-	-	-			191,994	
Sewer Depreciation Reserve - Restricted	1,878,733	(115,000)	1,763,733	(357,500)	70,000	160,000	(40,000)			1,596,233	
Depreciation Reserve - General Operations	5,279,235	550,225	5,829,460	(904,203)	95,000	(1,780,000)	920,000			4,160,257	
Contingency - Pension/Hospital	224,818	(50,000)	174,818	(50,000)	-	-	-			124,818	
Sustainability/Climate Change Reserve	253,500	(100,000)	153,500	(50,000)	(50,000)	(50,000)	(50,000)			(46,500)	
CES Building Reserve	303,270	-	303,270	-	-	-	-			303,270	
Roads	349,400	25,000	374,400	25,000	25,000	25,000	25,000			474,400	
SNSMR Grant	12,000	(10,800)	1,200	-	-	-	-			1,200	
Indian Path	833	-	833	-	-	-	-			833	
Hirtle's Beach	2,638	-	2,638	-	-	-	-			2,638	
Regional Fire Training Facility	200,000	100,000	300,000	100,000	100,000	100,000	100,000			700,000	
Safe Restart	-	-	-	-	-	-	-			-	
Pine Grove Park	10,265	-	10,265	-	-	-	-			10,265	
Pickleball Court	800,000	(600,000)	200,000	-	-	-	-			200,000	
Pro Kids	19,416	-	19,416	-	-	-	-			19,416	
TOTAL OPERATING RESERVES	27,315,060	(6,217,652)	21,097,408	(3,063,013)	(3,532,724)	(2,731,016)	(3,854)			11,766,801	
			BALANCE	18,034,395	14,501,670	11,770,654	11,766,801				

Draft Reserves Budget 5 Year Financial Strategy

	2025-26		2026-27		2027-28		2028-29		2029-30		TOTAL
	Opening Balance Forecast 31-Mar-24	Transfers In (out) Capital & Operating Budgets	Ending Balance Budget 31-Mar-25	Transfers In (out) Capital & Operating Budgets	Transfers In (out) Capital & Operating Budgets	Transfers In (out) Capital & Operating Budgets	Transfers In (out) Capital & Operating Budgets	Transfers In (out) Capital & Operating Budgets	Transfers In (out) Capital & Operating Budgets		
CAPITAL RESERVES											
Lift Station Replacement	537	-	537	-	-	-	-	-	-	-	537
Land Development - Saw Pit Wharf	6,276	-	6,276	-	-	-	-	-	-	-	6,276
District Special - Site Closure *	935,184	-	935,184	-	-	-	-	-	-	-	935,184
Land Sales - Osprey Village	143,020	-	143,020	-	-	-	-	-	-	-	143,020
Recreation Complex (LCLC Depreciation Reserve)	549,950	165,000	714,950	165,000	165,000	165,000	165,000	165,000	165,000	165,000	1,374,950
Trails	6,245	-	6,245	-	-	-	-	-	-	-	6,245
CCBF Revenue	1,604,305	(652,500)	951,805	(415,000)	(379,400)	(164,700)	(164,700)	141,800	141,800		134,505
CCBF Revenue -- Public Transit earmarked *	250,045	(150,000)	100,045	-	-	-	-	-	-	-	100,045
Open Space	479,821	-	479,821	(150,000)	(50,000)	(150,000)	(150,000)	-	-	-	129,821
Sewer Capital Reserve - User Connect Fees	31,812	-	31,812	-	-	-	-	-	-	-	31,812
Aerated Carts	690	-	690	-	-	-	-	-	-	-	690
Sherbrooke Reserve	200,000	-	200,000	-	-	-	-	-	-	-	200,000
Sustainable services growth fund Reserve	(0)	-	(0)	-	-	-	-	-	-	-	(0)
General Capital Reserve	48,000	62,300	110,300	-	-	-	-	-	-	-	110,300
Interest Estimate			75,000	75,000	75,000	75,000	75,000	75,000	75,000	75,000	375,000
TOTAL CAPITAL RESERVES	4,255,884	(575,200)	3,755,684	(325,000)	(189,400)	(74,700)	(74,700)	381,800	381,800		3,548,384
			BALANCE	3,430,684	3,241,284	3,166,584	3,166,584	3,548,384	3,548,384		

Debt Projection – Draft Capital Budget 5-Year Plan

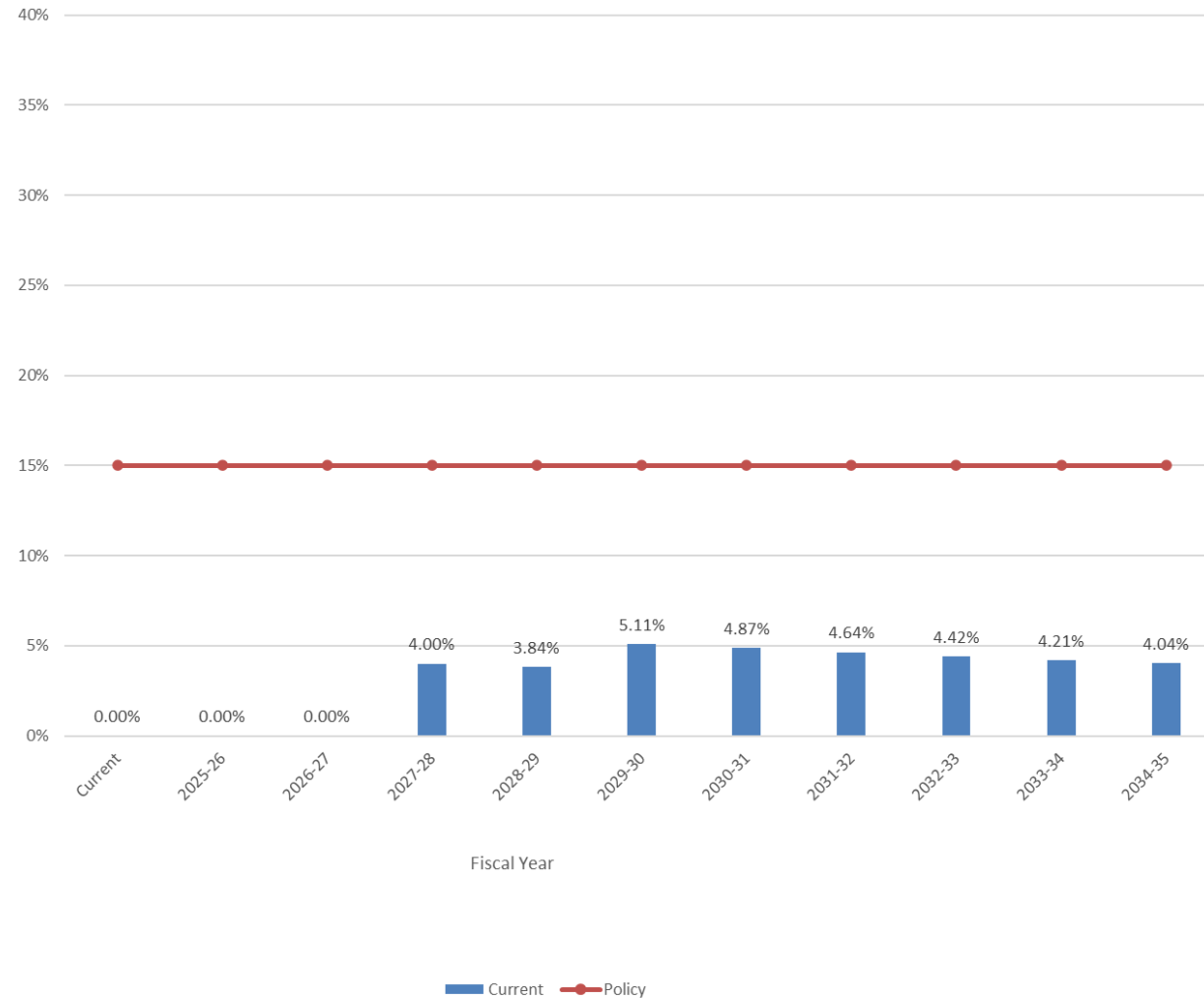
- Year 1 requires no borrowing
- Year 2 – 5
 - Wastewater Treatment Cookville \$8M
 - Wastewater Treatment New Germany \$3M



Projections of Potential Debt Service

\$700K to \$900K/year debt servicing costs (approx.)

Projected Debt Service Ratio



2025/26 Draft Capital Budget &
CCBF Infrastructure Investment
Details



Administration Department

Project Name: Community Solar Garden Interest during Construction

Project Cost: \$840,000

Project Description:

- Interest during Construction for a Community Solar Garden
- Municipal partnership with AREA
- An IMSA will be formed to construct and manage project
- MODL share of interest during construction 56.14%
- To be repaid once construction is complete and loan secured

Project Funding: General Operating Reserves

Strategic Priority: Climate Change Action

Administration Department

Project Name: Community Solar Garden Land Acquisition

Project Cost: \$650,000

Project Description:

- Purchase of land for construction of Community Solar Garden
- To be repaid once construction is complete and loan secured

Project Funding: General Operating Reserves

Strategic Priority: Climate Change Action

Finance Department

Project Name: Customer Portal

Project Cost: \$10,800

Project Description:

- Carry over project to complete installation
- Purchase software for online access to property tax bills and account transactions
- Will also be used for access to payroll documents (pay stubs, T4's)

Project Funding: Province of NS grant received (in Operating Reserve)

Strategic Priority: Communication & Engagement

Engineering, Public Works & Wastewater

Project Name: Wastewater Treatment Vehicle

Project Cost: \$85,000

Project Description:

- Replace 2014 truck
- Not predetermining type (gas, hybrid, EV)
- Evaluation will be performed to determine the most effective vehicle type
- Final decision rests with Council

Project Funding: Depreciation Reserve

Strategic Priority: Infrastructure Upgrades, Expansion, & Management

Engineering, Public Works & Wastewater

Project Name: Osprey Village Commercial Centre (Year 1 of 2)

Project Cost: \$250,000 (year 1) \$4,750,000 (year 2)

Project Description:

- Sidewalks, Curb and Gutter, Water Course Crossing, Stormwater Infrastructure, Traffic Signal Lights & Pedestrian Crossing, Lighting & Seating along Nathan Cirillo and Pine Grove Roads

2-Year Project Funding:

- Grants: ICIP (\$1,814,204), MCGP (\$1,136,973), and AT Fund (\$504,000)
- Municipal Funding CCBF & General Operating Reserve(\$1,044,823)

Strategic Priority: Quality of Life

Engineering, Public Works & Wastewater

Project Name: Osprey Village Water Tower (Year 1 of 3)

Project Cost: \$500,000 (year 1) \$5,500,000 total (years 2 & 3)

Project Description:

- Site design and site preparation
- Necessary to service anticipated growth in Osprey Village
- Cost shared with Bridgewater Public Service Commission

Project Funding: ICIP Grant (73.33%) grant for \$2.9M; Balance of cost to be cost shared by MODL and TOB

Strategic Priority: Regional Economic Development

Engineering, Public Works & Wastewater

Project Name: Cookville Wastewater Treatment Plant (Year 2 of 3)

Project Cost: \$6.5M (year 2) \$17M (year 3) Total Cost \$24.5M

Project Description:

- Expansion of Cookville Plant to service growth in Osprey Village

Project Funding: ICIP Grant \$6.67M, MCGF \$4.1M, Additional ICIP \$5.3M, MODL Cost \$9.4M (debt & reserves)

Strategic Priority: Infrastructure Upgrades, Expansion, & Management

Engineering, Public Works & Wastewater

Project Name: Nathan Cirillo Pumpstation Back-up Power (Year 2 of 2)

Project Cost: \$140,000

Project Description:

- Provide on site generator to supply backup power during power outages

Project Funding: Sewer Reserves

Strategic Priority: Infrastructure Upgrades, Expansion, & Management

Engineering, Public Works & Wastewater

Project Name: Municipal Services Building Warranty Repairs

Project Cost: \$50,000

Project Description:

- Continuation of upgrades
- Carrying forward until complete

Project Funding: General Operating Reserves (paid back by warranty)

Strategic Priority: Infrastructure Upgrades, Expansion, & Management

Engineering, Public Works & Wastewater

Project Name: J Class Roads Provincial Paving Partnership

Project Cost: \$350,000

Project Description:

- Partnership with NS Department of Public Works
- 2024-25 Road request: Darby's Head Rd, St. Augustine Rd, Riverside, Freeman, Riverview & Church

Project Funding: Canada Community Building Fund

Strategic Priority: Infrastructure Upgrades, Expansion, & Management

Engineering, Public Works & Wastewater

Project Name: Summer Road

Project Cost: \$65,000

Project Description:

- Upgrade storm drainage; widen cul-de-sac; grade and gravel

Project Funding: General Operating Reserves

Strategic Priority: Infrastructure Upgrades, Expansion, & Management

Engineering, Public Works & Wastewater

Project Name: Centre School Demolition & Remediation

Project Cost: \$5,500,0000

Project Description:

- Phase II and III ESA's and HAZMAT Assessments completed
- Implementation of soil remediation & demolition of building
- Project will not proceed without grant funding

Project Funding: Estimate 73.33% Grant & General Operating Reserves

Strategic Priority: Infrastructure Upgrades, Expansion, & Management

Engineering, Public Works & Wastewater

Project Name: Green Compost Carts

Project Cost: \$60,000

Project Description:

- Annual purchase
- Purchased by MJSB and distributed by GE's All-Trucking

Project Funding: Depreciation Reserves

Strategic Priority: Infrastructure Upgrades, Expansion, & Management

Engineering, Public Works & Wastewater

Project Name: Wile's Lake Barn Demolition

Project Cost: \$35,000

Project Description:

- Demolish vacant barn

Project Funding: General Operating Reserves

Strategic Priority: Infrastructure Upgrades, Expansion, & Management

Engineering, Public Works & Wastewater

Project Name: Annual Large Pump Replacement/Rebuilding Program

Project Cost: \$25,000

Project Description:

- NC PS and NG PS#1,2, or 5

Project Funding: Sewer Reserves

Strategic Priority: Infrastructure Upgrades, Expansion, & Management

Engineering, Public Works & Wastewater

Project Name: Wastewater Treatment Options Study

Project Cost: \$125,000

Project Description:

- Determine options for the current wastewater treatment plants in New Germany and Conquerall Bank

Project Funding: Sewer Reserves

Strategic Priority: Infrastructure Upgrades, Expansion, & Management

Engineering, Public Works & Wastewater

Project Name: Annual Manhole Cover Repair/Replacement Program

Project Cost: \$20,000

Project Description:

- Annual program to uncover and adjust to grade, repair/replace manhole covers to allow access for maintenance and monitoring of sewers

Project Funding: Depreciation Reserves

Strategic Priority: Infrastructure Upgrades, Expansion, & Management

Engineering, Public Works & Wastewater

Project Name: New Germany Wastewater Plant pH & Dissolved Oxygen (DO) Probe

Project Cost: \$18,000

Project Description:

- Supply and install new pH probe and DO sensor to monitor and adjust treatment process to ensure regulatory compliance.

Project Funding: Sewer Reserves

Strategic Priority: Infrastructure Upgrades, Expansion, & Management

Planning & Development Services

Project Name: Land Conservation Strategy

Project Cost: \$50,000

Project Description:

- Identify and map all Environmentally Significant Areas (ESAs) in MODL
- Provide a strategic framework to protect valuable natural areas

Project Funding: Sustainability Reserve

Strategic Priority: Climate Change Action

Planning & Development Services

Project Name: Public Transit

Project Cost: \$150,000

Project Description:

- Transit costs for route in Osprey Village
- Gas Tax (CCBF) earmarked \$236,900 (2023/24)
- Carry over 2023/24 to 2025/26

Project Funding: Canada Community Building Fund

Strategic Priority: Quality of Life

Planning & Development Services

Project Name: E-permitting Platform

Project Cost: \$150,000

Project Description:

- Replace software permitting platform to facilitate e-permitting for expected growth in MODL.
- Carry-over of MIP grant \$91,250 (capital portion)

Project Funding: MIP Grant and General Operating Reserves

Strategic Priority: Infrastructure Upgrades, Expansion, & Management

Planning & Development Services

Project Name: Land Purchases for Conservation

Project Cost: \$50,000

Project Description:

- Purchase lands for conservation based on Conservation Strategy

Project Funding: Sustainability reserves availability

Strategic Priority: Infrastructure Upgrades, Expansion, & Management

Recreation, Parks & Tourism

Project Name: MARC Facility Re-imagining

Project Cost: \$80,000

Project Description:

- Public consultation, concept designs and Class D budgets to reimagine the MARC

Project Funding: Anticipate \$25,000 grant & General Operating Reserves

Strategic Priority: Quality of Life

Recreation, Parks & Tourism

Project Name: Wile's Lake Park Re-imagining

Project Cost: \$50,000

Project Description:

- Public consultation, concept designs and Class D budgets to reimagine Wile's Lake Park

Project Funding: General Operating Reserves

Strategic Priority: Quality of Life

Recreation, Parks & Tourism

Project Name: MARC Ballfield

Project Cost: \$150,000

Project Description:

- Extend fencing on ballfields and reposition four dugouts

Project Funding: Canada Community Building Fund

Strategic Priority: Infrastructure Upgrades, Expansion, & Management

Recreation, Parks & Tourism

Project Name: Wayfinding to MODL Assets

Project Cost: \$340,000

Project Description:

- Carry over from 2024-25
- Multi-year project to install signage at Municipal Parks

Project Funding: Canada Community Building Fund

Strategic Priority: Quality of Life

Recreation, Parks & Tourism

Project Name: Internal Park Wayfinding Strategy & Installation

Project Cost: \$25,000 (year 1)

Project Description:

- To develop an internal park wayfinding strategy that aligns with the current Wayfinding Strategy and Design

Project Funding: General Operating Reserves

Strategic Priority: Quality of Life

Recreation, Parks & Tourism

Project Name: Hillside Cemetery Monument

Project Cost: \$150,000

Project Description:

- To install a monument at the Hillside Cemetery, to provide families the option to recognize family(s) members who are buried there

Project Funding: General Operating Reserves

Strategic Priority: Quality of Life

Recreation, Parks & Tourism

Project Name: Miller Point Peace Park Accessible Trails & Boat Launch

Project Cost: \$478,000

Project Description:

- Construct accessible trails
- Construct accessible canoe/kayak boat launch

Project Funding: Anticipate \$150,000 Provincial grant for trails. \$20,000 for boat launch, \$308,000 Canada Community Building Fund

Strategic Priority: Quality of Life

Recreation, Parks & Tourism

Project Name: Indian Falls Park Accessibility Upgrades

Project Cost: \$350,000

Project Description:

- Grassy area and look off (as you enter the park) -Create accessible pathways \$50,000
- Fully accessible trail upgrade \$50,000
- Accessible vault toilets \$250,000

Project Funding: Canada Community Building Fund

Strategic Priority: Quality of Life

Recreation, Parks & Tourism

Project Name: Truck for Tourism & Events

Project Cost: \$85,000

Project Description:

- Purchase a Truck to provide mobile VIC Services and other recreation services
- Not predetermining type (gas, hybrid, EV)
- Evaluation will be performed to determine the most effective vehicle type
- Final decision rests with Council

Project Funding: General Operating reserves

Strategic Priority: Quality of Life

Recreation, Parks & Tourism

Project Name: Annual Contribution to Trail Groups

Project Cost: \$82,300

Project Description:

- Annual budgeted grant to local Trail associations (\$584/km in 2024/25 then 10% annual increase thereafter) for ongoing trail capital requirements.
- \$642 km this fiscal

Project Funding: Canada Community Building Fund

Strategic Priority: Quality of Life

Recreation, Parks & Tourism

Project Name: Art on the Trail/In the Parks

Project Cost: \$50,000

Project Description:

- Continuation of art installations on MODL trails/parks in consultation with stakeholders.
- The amount budgeted includes carrying over \$30,000 from the 2024-2025 budget

Project Funding: Canada Community Building Fund

Strategic Priority: Quality of Life

Recreation, Parks & Tourism

Project Name: Land Purchases – Open Space

Project Cost: \$50,000

Project Description:

- Purchase land for future recreation purposes

Project Funding: Open Space Reserves availability

Strategic Priority: Quality of Life

Recreation, Parks & Tourism

Project Name: Sawpit Park

Project Cost: \$200,000 (phase 2)

Project Description:

- Implementation of Concept Plan
- Phase 2 – complete engineered designs

Project Funding: General Operating Reserves

Strategic Priority: Quality of Life

Recreation, Parks & Tourism

Project Name: Pickleball Courts

Project Cost: \$600,000

Project Description:

- Construction of outdoor pickleball courts in collaboration with the Pickleball Club

Project Funding: Pickleball Operating Reserve

Strategic Priority: Quality of Life

Recreation, Parks & Tourism

Project Name: E-bike Feasibility Study & Implementation

Project Cost: \$41,000

Project Description:

- Carry over 2024-25 project
- Expand the current MODL equipment loan program to include bicycles & e-bikes. Cost includes bikes, helmets, bike rack & storage containers.

Project Funding: Connect 2 and Active Communities Fund Grants - \$31,000
& General Operating Reserves

Strategic Priority: Quality of Life

5 Year Capital Plan Summary

	<i>Year 1</i>	<i>Year 2</i>	<i>Year 3</i>	<i>Year 4</i>	<i>Year 5</i>
Administration	\$ 1,490,000	\$ -	\$ -	\$ -	\$ -
Financial Services	\$ 10,800	\$ -	\$ -	\$ -	\$ -
Economic Development	\$ -	\$ 700,000	\$ -	\$ -	\$ -
Engineering & Public Works	\$ 13,723,000	\$ 25,510,000	\$ 9,260,000	\$ 6,945,000	\$ 845,000
Planning & Development Services	\$ 400,000	\$ 800,000	\$ 50,000	\$ 50,000	\$ 50,000
Recreation, Parks & Tourism	\$ 2,731,300	\$ 2,244,500	\$ 2,975,600	\$ 1,634,600	\$ 650,500
Total Project Cost 5 Year Plan	\$ 18,355,100	\$ 29,254,500	\$ 12,285,600	\$ 8,629,600	\$ 1,545,500

The 5-year plan meets Council’s Strategic Priorities by investing in infrastructure upgrades at the Cookville wastewater treatment plant, investing in recreation infrastructure to improve the quality of life for our residents, improving communications through the tax bill portal, and taking action on climate change through investing in a solar garden and land conservation.



5 Year Capital Plan – Next Steps

Council may direct staff to make adjustments including:

- adding projects to the list
- removing projects from the list
- deferring projects

Council may also direct staff to provide further information on the projects presented



Thank you

